Alle Rechte vorbehalten/ All rights reserved

Y
Lochbild
board drillings

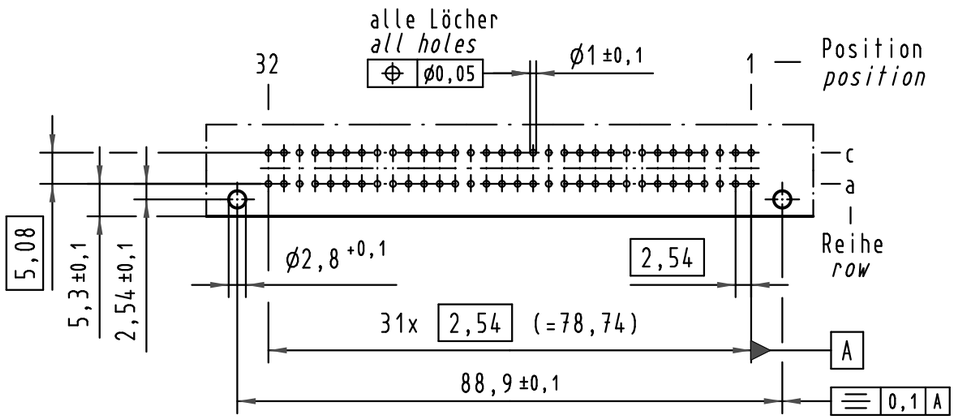

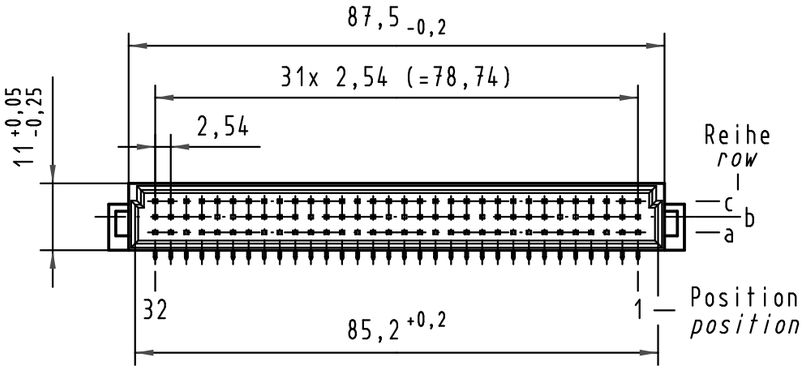

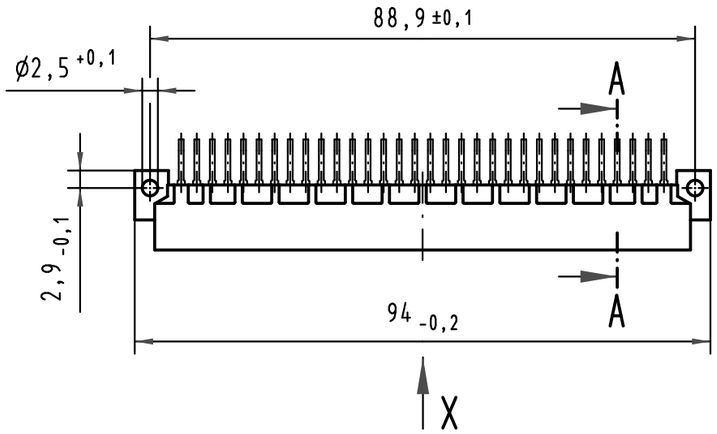

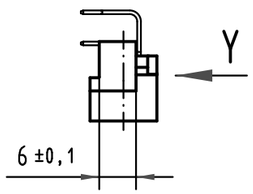

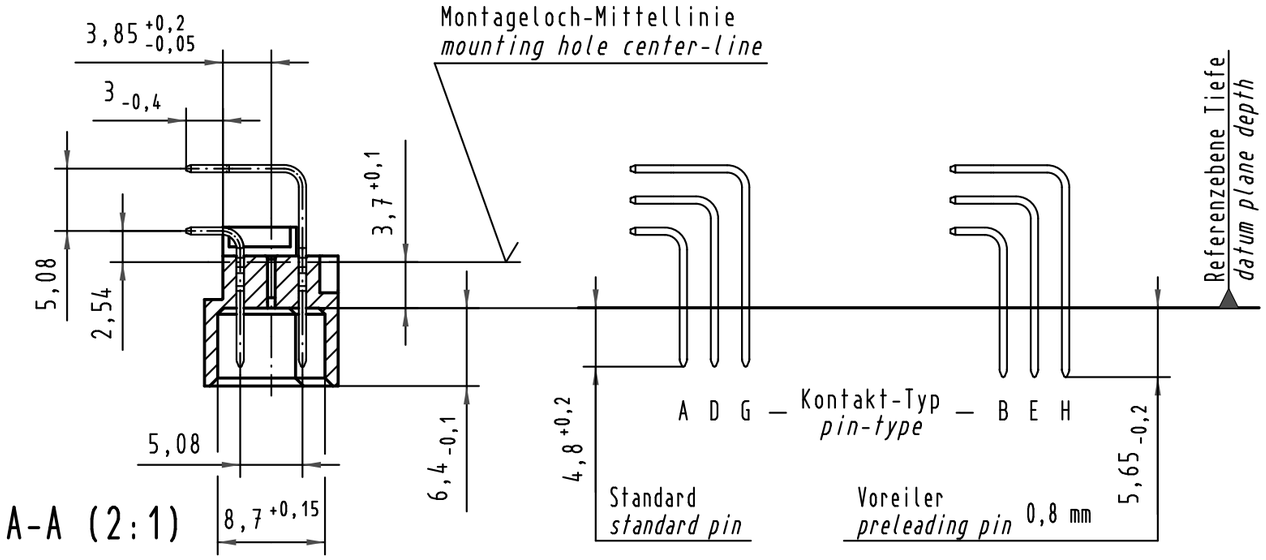

X
Kontaktbelegung
contact loading

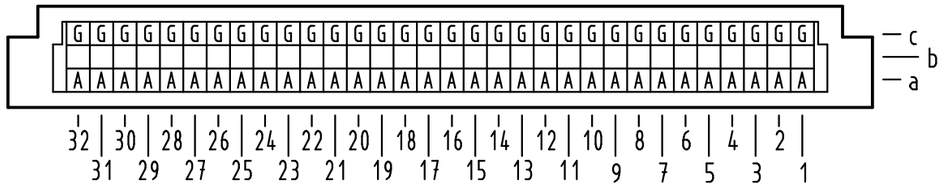

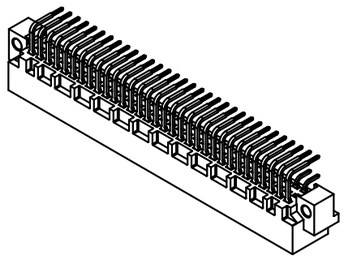

(1) Weitere Informationen siehe: DS 09 03 122 02 01
Further information see: DS 09 03 122 02 01

09 03 164 6921 222	2
Bestell-Nr. *part-no.*	Anforderungsstufe *performance level* (1)

All Dimensions in mm
Original Size DIN A 3

Techn. Character.

Nicht tolerierte Maße/ *Free size tolerances*
ergänzend/*complementary* IEC 60603-2

	Dat.	Name	Maßstab/*Scale*
Detail.	16.02.10	LehT	1:1
Insp.	16.02.10	Lk	
Stand.			

Bauform C Messerleiste (NFF F1/I2)
Einlöt , 64 pol.
type C male connector (NFF F1/I2)
solder , 64 pol.

Mod.	Dat.	Name
36195	06.12.10	Lk
36008		

HARTING Electronics GmbH & Co. KG
D-32339 ESPELKAMP

TB 09 03 164 x921 222

Blatt/ *page* /

Sub.