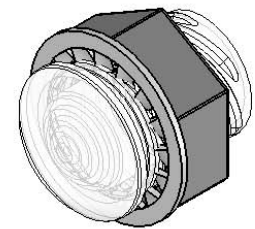


8 7 6 5 4 3 2 1

**NOTES:**

- MOUNTING:** Mounts in a  $\phi .312 \pm .002$  [ $\phi 7.92\text{mm} \pm .05$ ] panel hole on  $.500$  [12.7mm] centers. Panel thickness  $.031$  [.8mm] to  $.125$  [3.18mm]. Panel hole should be deburred, but not chamfered.
- ASSEMBLY:** Insert lens through panel hole, slide lock washer onto lens barrel and twist on retaining ring. PCB mounted LEDs slide into lens when the panel cover is closed or the PCB card is inserted into the case.
- MATERIAL:** Lens-Polycarbonate, UL 94-V2  
Lock Washer- FH Steel, Nickel plate  
Retaining ring - Thermoplastic, U.L. 94 V0 Rated
- U.S. & Foreign Pat. Issued & Pend.

| REVISIONS |      |                           |         |          |
|-----------|------|---------------------------|---------|----------|
| ECN#      | REV. | DESCRIPTION               | DATE    | INITIALS |
|           | 001  | REVISED PER ECR111009AZ01 | 4-23-10 | SMU      |



D

D

C

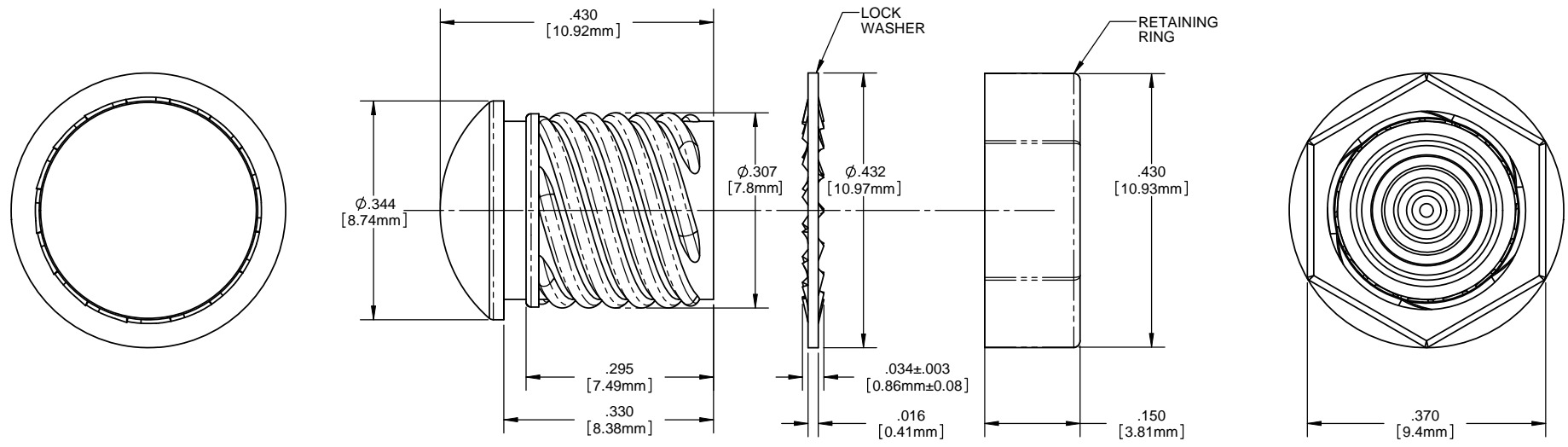
C

B

B

A

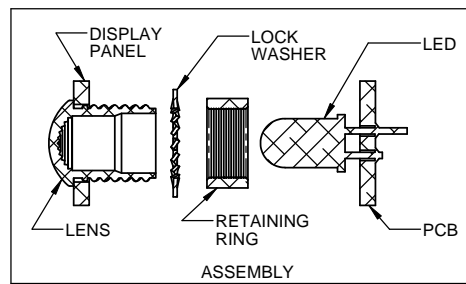
A



ORDERING CODE : **CMC 441 XXX**

MODEL

| LENS COLOR |                    |
|------------|--------------------|
| RTP        | RED TRANSPARENT    |
| ATP        | AMBER TRANSPARENT  |
| GTP        | GREEN TRANSPARENT  |
| BTP        | BLUE TRANSPARENT   |
| YTP        | YELLOW TRANSPARENT |
| CTP        | CLEAR TRANSPARENT  |



|  |                      |           |  |                    |
|--|----------------------|-----------|--|--------------------|
| <small>UNLESS OTHERWISE SPECIFIED DIMENSIONS ARE IN INCHES</small><br><small>ANGLES DECIMALS ±1'</small><br><small>FINISH .X ±.020 .XX ±.010 .XXX ±.005</small><br><small>BREAK ALL CORNERS AND SHARP EDGES 90° MIN</small>  | MATERIAL             | SEE NOTES | <b>VISUAL COMMUNICATIONS COMPANY, INC.</b><br><small>190 Bosstick Boulevard, Suite 101 San Marcos, CA 92069 USA<br/>         Phone (760) 560-1300 Fax (760) 560-1301 email vccsales@vccite.com</small> |                    |
|  | FINISH               | SEE NOTES | <b>TITLE: 5MM ROUND STANDARD THREADED FRESNEL LENS</b>   |                    |
| <small>THIRD ANGLE PROJECTION</small><br><small>THE INFORMATION CONTAINED IN THIS DRAWING IS THE SOLE PROPERTY OF VISUAL COMMUNICATIONS COMPANY, INC. AND IS LOANED TO YOU AS A SINGLE COPY. IT IS NOT TO BE REPRODUCED OR TRANSMITTED IN ANY FORM OR BY ANY MEANS, ELECTRONIC OR MECHANICAL, INCLUDING PHOTOCOPYING, RECORDING, OR BY ANY INFORMATION STORAGE AND RETRIEVAL SYSTEM.</small> | APPROVAL             | DATE      | SIZE   | DWG. NO.           |
|  | DRAWN: SMU           | 4-23-10   | <b>B</b>   | <b>CMC 441 XXX</b> |
|  | CHECKED: DZ          | 4-23-10   | SCALE: 4:1   | REV <b>001</b>     |
|  | DO NOT SCALE DRAWING |           | SHEET 1 OF 1   |                    |

8 7 6 5 4 3 2 1