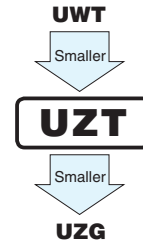


UZZT 4.5mmL Chip Type, Wide Temperature Range



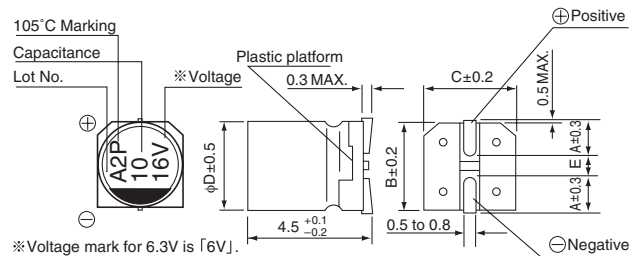
- Chip type with 4.5mm height, operating over wide temperature range of -40 to +105°C.
- Designed for surface mounting on high density PC board.
- Applicable to automatic mounting machine fed with carrier tape.
- Compliant to the RoHS directive (2011/65/EU, (EU)2015/863).
- AEC-Q200 compliant. Please contact us for details.



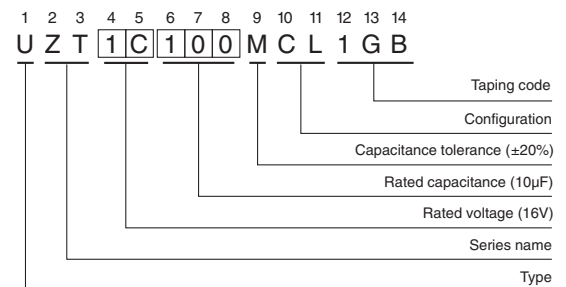
Specifications

Item	Performance Characteristics						
Category Temperature Range	-40 to +105°C						
Rated Voltage Range	6.3 to 50V						
Rated Capacitance Range	1 to 100μF						
Capacitance Tolerance	±20% at 120Hz, 20°C						
Leakage Current	After 2 minutes' application of rated voltage at 20°C, leakage current is not more than 0.01CV or 3 (μA), whichever is greater.						
Tangent of loss angle (tan δ)	Measurement frequency : 120Hz at 20°C						
	Rated voltage (V)	6.3	10	16	25	35	50
Stability at Low Temperature	Measurement frequency : 120Hz						
	Rated voltage (V)	6.3	10	16	25	35	50
	Impedance ratio ZT / Z20 (MAX.)	Z-25°C / Z+20°C	6	5	3	3	3
Endurance	The specifications listed at right shall be met when the capacitors are restored to 20°C after the rated voltage is applied for 1000 hours at 105°C.						
	Capacitance change	Within ±25% of the initial capacitance value (16V or less)					
	tan δ	Within ±20% of the initial capacitance value (25V or more)					
Shelf Life	After storing the capacitors under no load at 105°C for 1000 hours and then performing voltage treatment based on JIS C 5101-4 clause 4.1 at 20°C, they shall meet the specified values for the endurance characteristics listed above.						
	Capacitance change	Within ±10% of the initial capacitance value					
	tan δ	Less than or equal to the initial specified value					
Resistance to soldering heat	The capacitors are kept on a hot plate for 30 seconds, which is maintained at 250°C. The capacitors shall meet the characteristic requirements listed at right when they are removed from the plate and restored to 20°C.						
	Leakage current	Less than or equal to the initial specified value					
	Marking	Black print on the case top.					

Chip Type



Type numbering system (Example : 16V 10μF)



Dimensions

Cap. (μF)	Code	6.3		10		16		25		35		50	
		0J	1A	1C	1E	1V	1H						
1	010											4	5.4
2.2	2R2											4	9.6
3.3	3R3											4	12
4.7	4R7							4	11	4	13	5	16
10	100					4	16	5	20	5	22	6.3	26
22	220	4	19	5	24	5	26	6.3	33	6.3	36		
33	330	5	26	5	30	6.3	35	6.3	42				
47	470	5	32	6.3	40	6.3	44						
100	101	6.3	52										

Rated ripple current (mA rms) at 105°C 120Hz

Frequency coefficient of rated ripple current

Frequency	50 Hz	120 Hz	300 Hz	1 kHz	10 kHz or more
Coefficient	0.70	1.00	1.17	1.36	1.50

- Taping specifications are given in page 23.
- Recommended land size, soldering by reflow are given in page 18, 19.
- Please select UUX(p.170), UJJ(p.176) series if high C/V products are required.
- Please refer to page 3 for the minimum order quantity.