

Adapter for Crimping #20 AWG Wire to Size #23 Series 79 Contacts

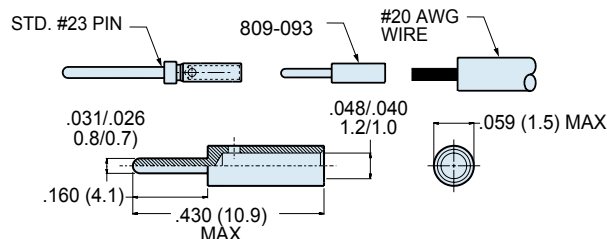
Size #22 AWG wire is the largest wire size that fits standard size 23 contacts. Use this adapter to attach larger #20 gage wire. First, crimp wire to adapter, then crimp the adapter into the size #23 contact. Adapters are made of tellurium copper alloy #1452, and are gold plated. Crimp with M22520/1-01 tool and 809-138 (Daniels TH653) positioner. These adapters cannot be removed from connectors.



#20 AWG Wire Adapter


Adapter Size	Wire Size	Part Number	Tool Code
--------------	-----------	-------------	-----------

#22-20	#20	809-093	I, K
--------	-----	----------------	------



Size #16 Power Contacts, Crimp Termination

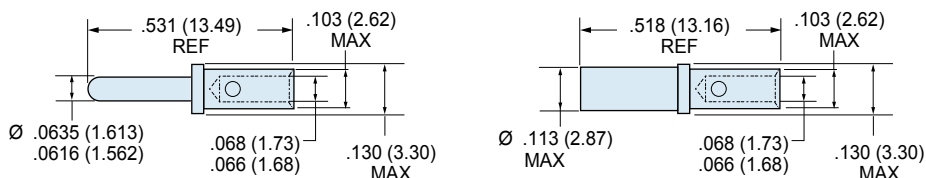
Standard size #16 contacts accept #16 to #20 AWG wire. At rated test current of 13 amps, the maximum voltage drop is 74 millivolts. Contacts are gold-plated copper alloy. Socket contacts feature stainless steel hoods to protect against probe damage. Approved to SAE-AMS-39029. Contacts are bulk packaged. Terminate with M22520/1-01 crimper and M22520/1-04 positioner.



#16 Pin Contact

#16 Socket Contact

Contact Type	Wire Size	Part Number	Military Part Number	Color Band			Tool Code
				1st	2nd	3rd	
Pin	#16 - #20	809-110	M39029/58-364	Orange	Blue	Yellow	I, J
Socket	#16 - #20	809-111	M39029/57-358	Orange	Green	Gray	I, J



Size #12 Power Contacts, Crimp Termination

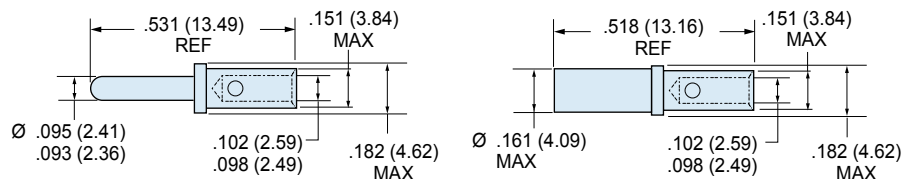
Standard size #12 contacts accept #12 to #14 AWG wire. At rated test current of 23 amps, the maximum voltage drop is 63 millivolts. Contacts are gold-plated copper alloy. Socket contacts feature stainless steel hoods to protect against probe damage. Approved to SAE AS39029. Contacts are bulk packaged. Terminate with M22520/1-01 crimper and M22520/1-04 positioner.



#12 Pin Contact

#12 Socket Contact

Contact Type	Wire Size	Part Number	Military Part Number	Color Band			Tool Code
				1st	2nd	3rd	
Pin	#12 - #14	809-112	M39029/58-365	Orange	Blue	Green	I, J
Socket	#12 - #14	809-113	M39029/57-359	Orange	Green	White	I, J



Dimensions in inches (millimeters) and are subject to change without notice.

CAGE Code 06324

Printed in U.S.A.

© 2009 Glenair, Inc. **GLENAIR, INC. • 1211 AIR WAY • GLENDALE, CA 91201-2497 • 818-247-6000 • FAX 818-500-9912**


www.glenair.com

B-4

E-Mail: sales@glenair.com

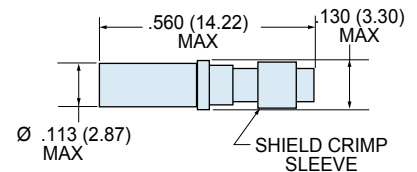
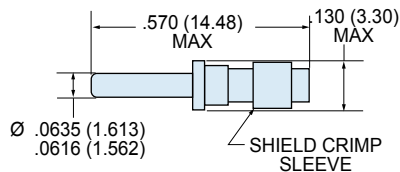
Rev. 04-July-2009

Size #16 Coaxial Contacts, Crimp Termination




These #16 contacts accept 50 ohm and 75 ohm coaxial cable. Inner contact is rated at 1 amp, the outer contact 12 amps. DWV voltage rating is 800 Vac rms sea level, 250 Vac at 50,000 feet. Contacts are packaged individually and are unassembled with instruction sheet. One contact consists of outer contact, fluorocarbon dielectric, inner contact and shield crimp sleeve. Inner and outer contacts are gold-plated copper alloy. Approved to SAE AS39029. VSWR rating 1.5:1 maximum up to 700 MHz. 5000 megohm insulation resistance.

Type	Cable Size	Part Number	Military Part Number	Color Band			Tool Code
				1st	2nd	3rd	
Pin	RG174, RG316, RG179	809-114	M39029/76-424	Yellow	Red	Yellow	A, E, L, M
Pin	RG178	809-115	M39029/76-425	Yellow	Red	Green	A, E, L, M
Socket	RG174, RG316, RG179	809-116	M39029/78-432	Yellow	Orange	Red	A, E, L, M
Socket	RG178	809-117	M39029/78-433	Yellow	Orange	Orange	A, E, L, M

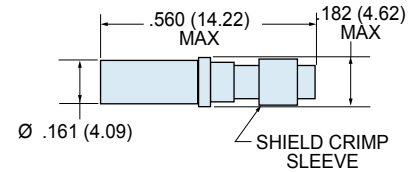
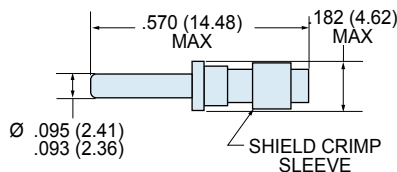


Size #12 Coaxial Contacts, Crimp Termination



These #12 contacts accept 50 ohm and 75 ohm coaxial cable. Inner contact is rated at 1 amp, the outer contact 12 amps. DWV voltage rating is 1000 Vac rms sea level, 250 Vac at 50,000 feet. Contacts are packaged individually and shipped unassembled with instruction sheet. One contact consists of outer contact, fluorocarbon dielectric, inner contact and shield crimp sleeve. Inner and outer contacts are gold-plated copper alloy. Approved to SAE AS39029. VSWR rating 1.5:1 maximum up to 700 MHz. 5000 megohm insulation resistance.

Type	Cable Size	Part Number	Military Part Number	Color Band			Tool Code
				1st	2nd	3rd	
Pin	RG174, RG316, RG179	809-118	M39029/28-211	Red	Brown	Brown	A, G, N, O
Pin	RG180	809-119	M39029/28-409	Yellow	Black	White	A, G, N, O
Socket	RG174, RG316, RG179	809-120	M39029/27-210	Red	Brown	Black	A, G, N, O
Socket	RG180	809-121	M39029/27-402	Yellow	Black	Red	A, G, N, O



Dimensions in inches (millimeters) and are subject to change without notice.

CAGE Code 06324

Printed in U.S.A.

GLENAIR, INC. • 1211 AIR WAY • GLENDALE, CA 91201-2497 • 818-247-6000 • FAX 818-500-9912


www.glenair.com

B-5

E-Mail: sales@glenair.com

Rev. 04-July-2009

Size #12, 50 Ohm Matched Impedance Coaxial Contacts



These contacts offer improved frequency response compared to standard coaxial contacts above. VSWR is 1.32:1 at 3GHz. Nominal impedance is 50 ohms. Insertion loss at 3GHz is 0.20 dB maximum. Inner contact is rated at 1 amp, the outer contact 12 amps. DWV voltage rating is 1000 Vac rms sea level, 250 Vac at 50,000 feet. Contacts are packaged individually and shipped unassembled with instruction sheet. One contact consists of outer contact, fluorocarbon dielectric, inner contact and shield crimp sleeve. Inner and outer contacts are gold-plated copper alloy. 5000 megohm insulation resistance. Terminate crimp type coaxial center contact with hand tool 809-128 (Daniels MH992). Terminate cable braid to contact with 809-129 (Daniels HX4) parallel action crimp tool and 809-120 (Daniels Y196) hex die.

Contact Type	Cable Type	Part Number	Termination	Fig.	Tool Code
Pin	RG178	809-123	Crimp	1	B, F, P, Q
Pin	M17/113-RG316	852-016-01	Crimp	1	B, H, P, Q
Pin	M17/152-00001(RG316DS)	852-016-02	Crimp	1	B, H, P, Q
Pin	TFLEX-405	852-018	Solder	2	(No Tool)
Socket	RG178	809-122	Crimp	3	B, F, P, Q
Socket	M17/113-RG316	852-015-01	Crimp	3	B, H, P, Q
Socket	M17/152-00001(RG316DS)	852-015-02	Crimp	3	B, H, P, Q
Socket	TFLEX-405	852-017	Solder	4	(No Tool)

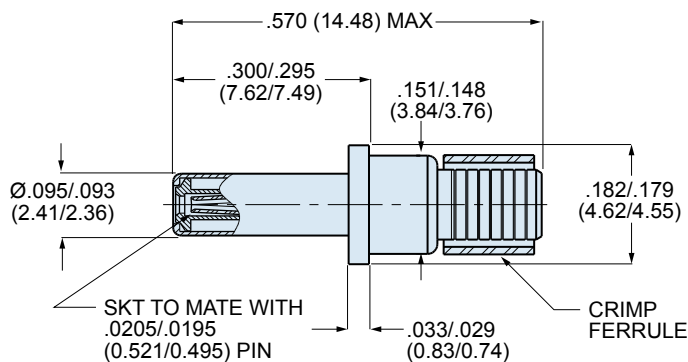


Figure 1

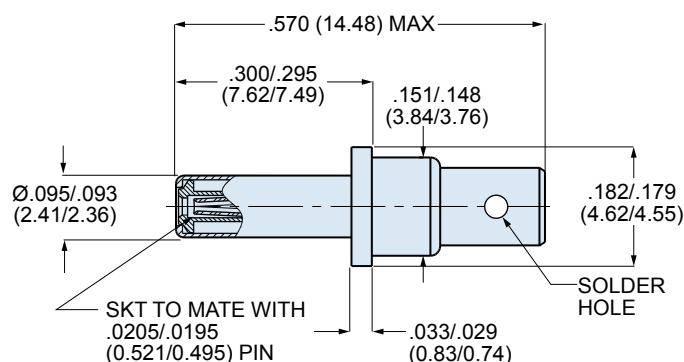


Figure 2

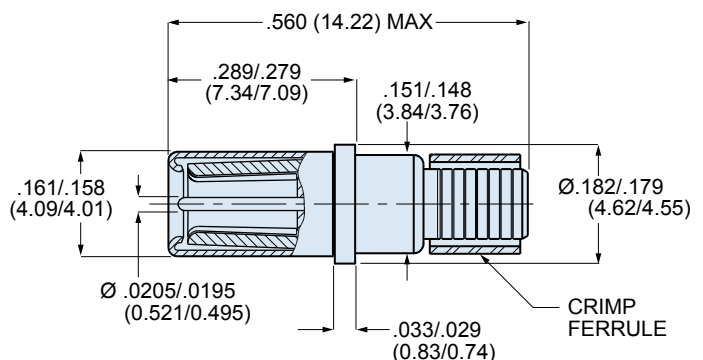


Figure 3

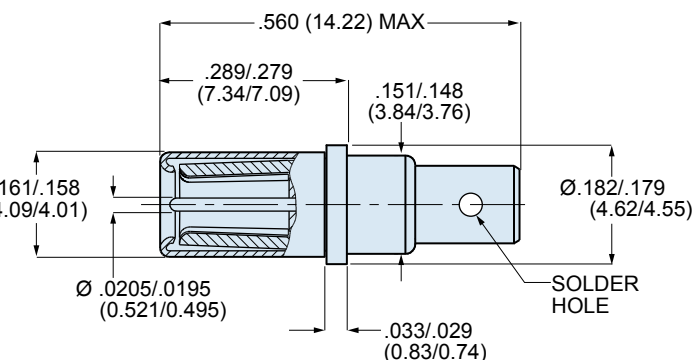


Figure 4

Dimensions in inches (millimeters) and are subject to change without notice.

CAGE Code 06324

Printed in U.S.A.

© 2009 Glenair, Inc.

GLENAIR, INC. • 1211 AIR WAY • GLENDALE, CA 91201-2497 • 818-247-6000 • FAX 818-500-9912

www.glenair.com

B-6

E-Mail: sales@glenair.com

Rev. 04-July-2009