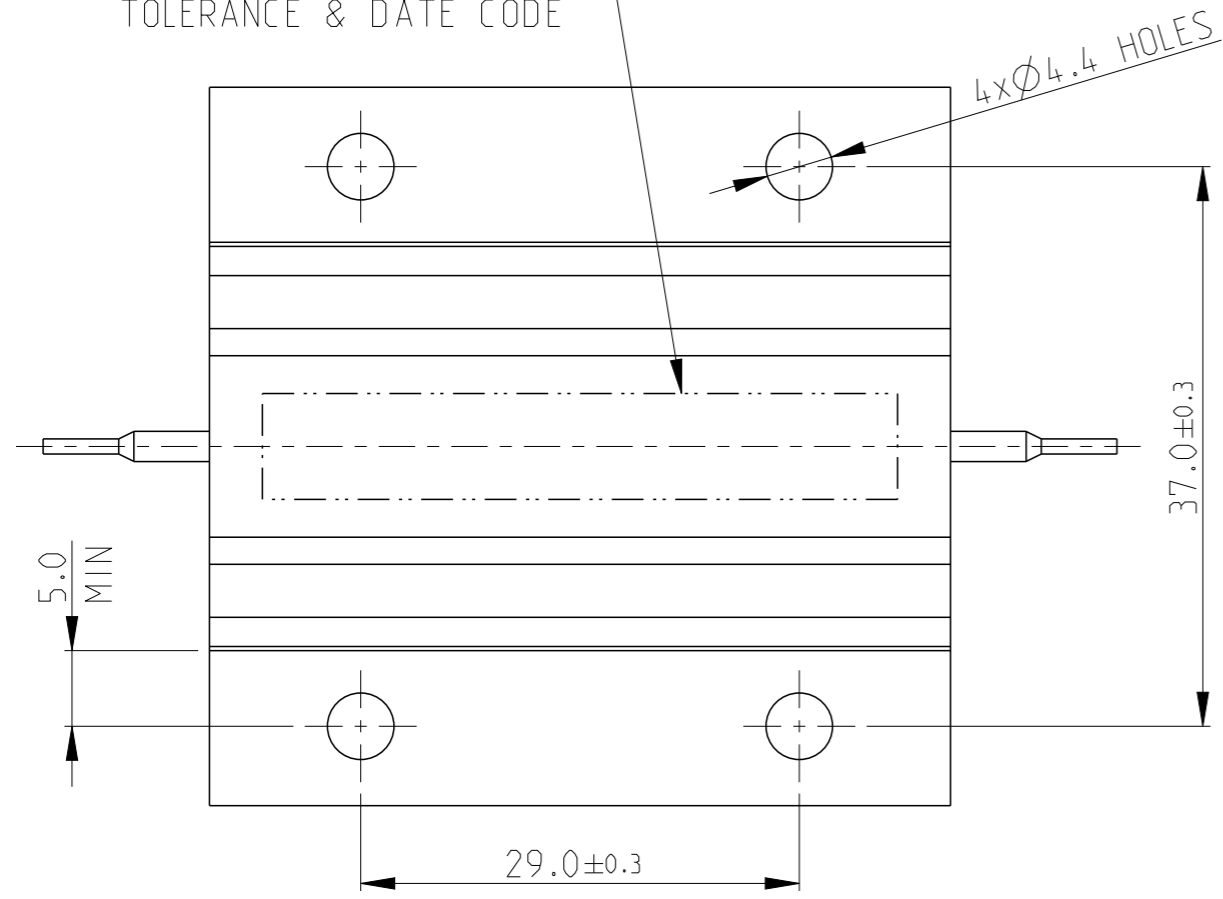


THIS DRAWING IS UNPUBLISHED. RELEASED FOR PUBLICATION SEP. 2005
 © COPYRIGHT 2005 BY - ALL RIGHTS RESERVED.

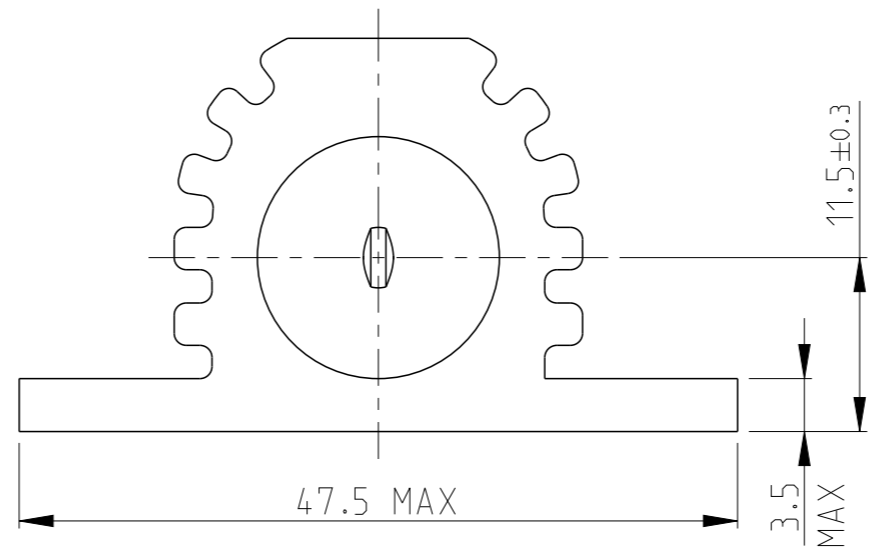
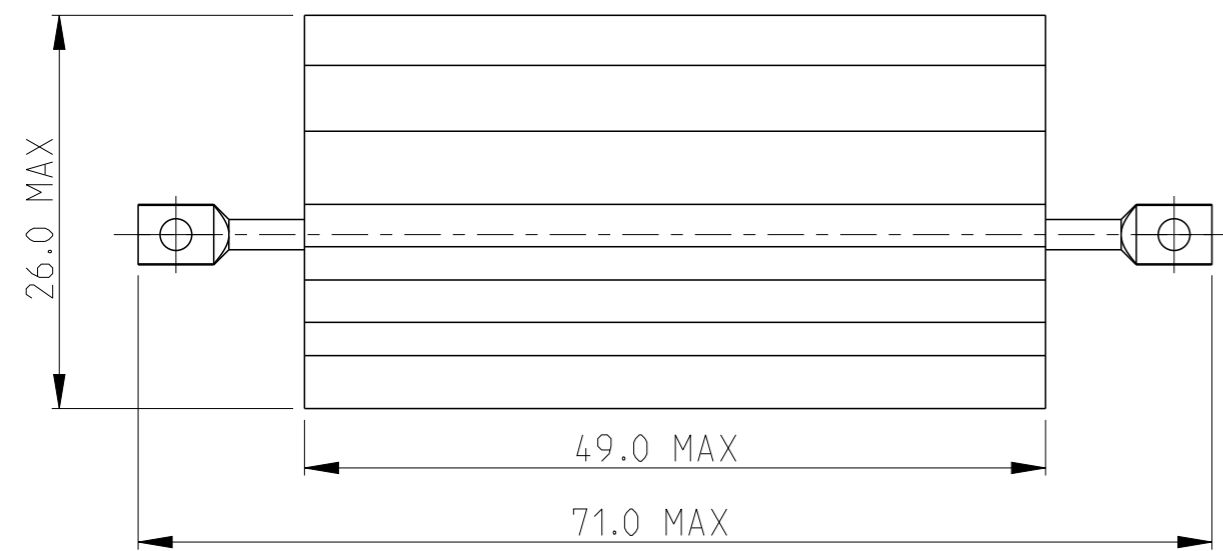
REVISIONS					
P	LTR	DESCRIPTION	DATE	DWN	APVD
	A1	Released as per ECR-08-022292	4-Sep-08	SP	JC
	V	ECR-16-003725	12MAR2016	KR	TN

LASER MARKING: TE LOGO PN VALUE TOLERANCE & DATE CODE

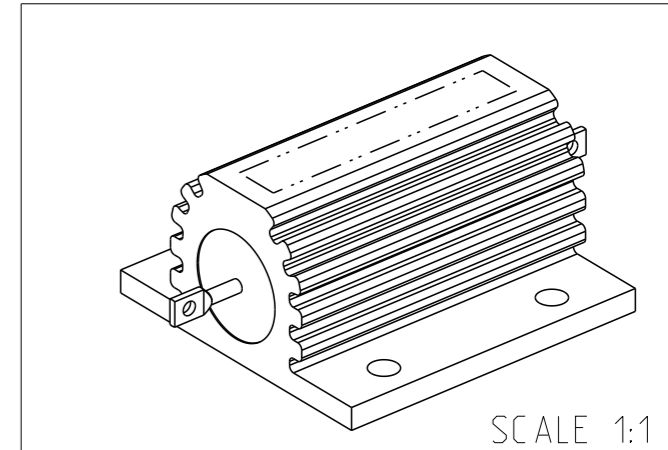



- FOR FURTHER INFORMATION SEE DATA SHEET FOR HS SERIES-ALUMINIUM HOUSED RESISTORS
- FOR A SPECIFIC PN FOR A RESISTANCE VALUE AND TOLERANCE, PLEASE REFER TO DMF
- TECHNICAL SPECIFICATION

DISSIPATION AT 25°C : 75 WATTS MOUNTED ON STANDARD HEATSINK
 BS OHMIC RANGE : R10 TO 50K
 STABILITY : ΔR < =2% PER 1000Hrs
 ISOLATION VOLTAGE : 3500V DC/AC pk
 MAX WORKING VOLTAGE : 1400V DC/AC rms
 TEMP COEFFICIENT : > 1R0 50ppm
 > 100R 25ppm
 CLIMATIC CATEGORY : 55/200/56



RoHS Compliant



THIS DRAWING IS A CONTROLLED DOCUMENT.		DWN 27.SEP.05 DAVE KENNEDY	 TE Connectivity NAME HSC75 METAL CLAD RESISTOR		
DIMENSIONS: mm		CHK 28.SEP.05 J CATCHPOLE			
TOLERANCES UNLESS OTHERWISE SPECIFIED:		APVD 28.SEP.05 J CATCHPOLE	PRODUCT SPEC		
0 PLC ±0.5 1 PLC ±0.2 2 PLC ±0.1 3 PLC ± 4 PLC ± ANGLES ±5°		APPLICATION SPEC		RESTRICTED TO	
MATERIAL -		WEIGHT -		SIZE A3	CAGE CODE 00779
FINISH -		CUSTOMER DRAWING		DRAWING NO C=1625995	SCALE 2:1
material_2		finish_spec_2		SHEET 1 OF 1	
				REV V	