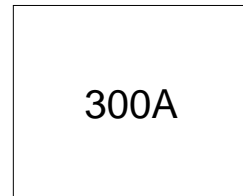


**Features**

- Alloy diode
- Popular series for rough service
- Stud cathode and stud anode version

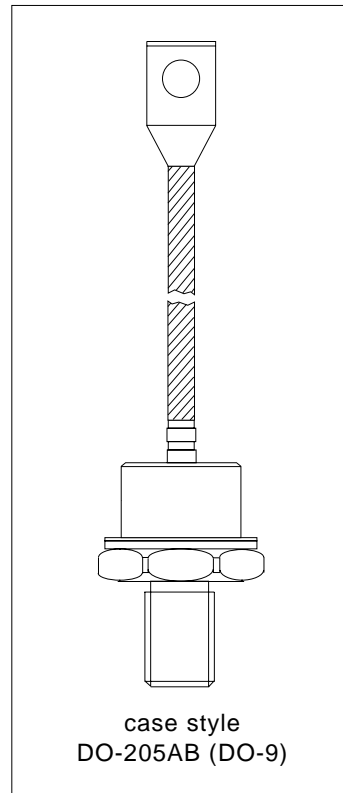


**Typical Applications**

- Welders
- Power supplies
- Motor controls
- Battery chargers
- General industrial current rectification

**Major Ratings and Characteristics**

Parameters	300U	Units
$I_{F(AV)}$	300	A
@ $T_C$	150	°C
$I_{FSM}$ @ 50Hz	6550	A
@ 60Hz	6850	A
$i^2t$ @ 50Hz	214	KA <sup>2</sup> s
@ 60Hz	195	KA <sup>2</sup> s
$V_{RRM}$ range	100 to 600	V
$T_J$	-65 to 200	°C



## 300U(R) Series

Bulletin I2039 rev. C 03/03

International  
IR Rectifier

### ELECTRICAL SPECIFICATIONS

#### Voltage Ratings

Type number	Voltage Code	$V_{RRM}$ , maximum repetitive peak reverse voltage V	$V_{RSM}$ , maximum non-repetitive peak rev. voltage V	$I_{RRM}$ max. $T_J = 175^\circ\text{C}$ mA
300U	10	100	200	40
	20	200	300	
	30	300	400	
	40	400	500	
	60	600	700	

#### Forward Conduction

Parameter	300U	Units	Conditions
$I_{F(AV)}$ Max. average forward current @ Case temperature	300	A	180° conduction, half sine wave
	130	°C	
$I_{FSM}$ Max. peak, one-cycle forward, non-repetitive surge current	6550	A	t = 10ms No voltage reappplied
	6850		t = 8.3ms
	5500		t = 10ms 100% $V_{RRM}$ reappplied
	5750		t = 8.3ms
$I^2t$ Maximum $I^2t$ for fusing	214	KA <sup>2</sup> s	t = 10ms No voltage reappplied
	195		t = 8.3ms
	151		t = 10ms 100% $V_{RRM}$ reappplied
	138		t = 8.3ms
$I^2\sqrt{t}$ Maximum $I^2\sqrt{t}$ for fusing	2140	KA <sup>2</sup> √s	t = 0.1 to 10ms, no voltage reappplied
$V_{F(TO)}$ Max. value of threshold voltage	0.610	V	$T_J = 200^\circ\text{C}$
$r_f$ Max. value of forward slope resistance	0.751	mΩ	
$V_{FM}$ Max. peak forward voltage	1.40	V	$I_{peak} = 942\text{A}$ , $T_J = 25^\circ\text{C}$

#### Thermal and Mechanical Specifications

Parameter	300U(R)	Units	Conditions
$T_J$ Max. junction operating temperature range	-65 to 200	°C	
$T_{stg}$ Max. storage temperature range	-65 to 200		
$R_{thJC}$ Max. thermal resistance, junction to case	0.18	K/W	DC operation
$R_{thCS}$ Max. thermal resistance, case to heatsink	0.08		Mounting surface, smooth, flat and greased
T Max. allowed mounting torque +0 -20%	37	Nm	Not lubricated threads
	28		Lubricated threads
wt Approximate weight	250	g	
Case style	DO-205AB (DO-9)**		JEDEC (See Outline Table)

\*\* 302U-A uses IR case style B-26

$\Delta R_{thJC}$  Conduction

(The following table shows the increment of thermal resistance  $R_{thJC}$  when devices operate at different conduction angles than DC)

Conduction angle	Sinusoidal conduction	Rectangular conduction	Units	Conditions
180°	0.020	0.015	K/W	$T_J = T_J \text{ max.}$
120°	0.024	0.025		
90°	0.031	0.034		
60°	0.045	0.047		
30°	0.077	0.077		

Ordering Information Table

**Device Code**

<b>300</b>	<b>U</b>	<b>R</b>	<b>060</b>	<b>A</b>
①	②	③	④	⑤

**1** - 300 = Standard 300U device  
 302 = 300U Top Threaded version

**2** - U = Essential Part Number

**3** - R = Stud Reverse Polarity (Anode to Stud)  
 None = Stud Normal Polarity (Cathode to Stud)

**4** - Voltage code: Code x 10 =  $V_{RRM}$  (See Voltage Ratings table)

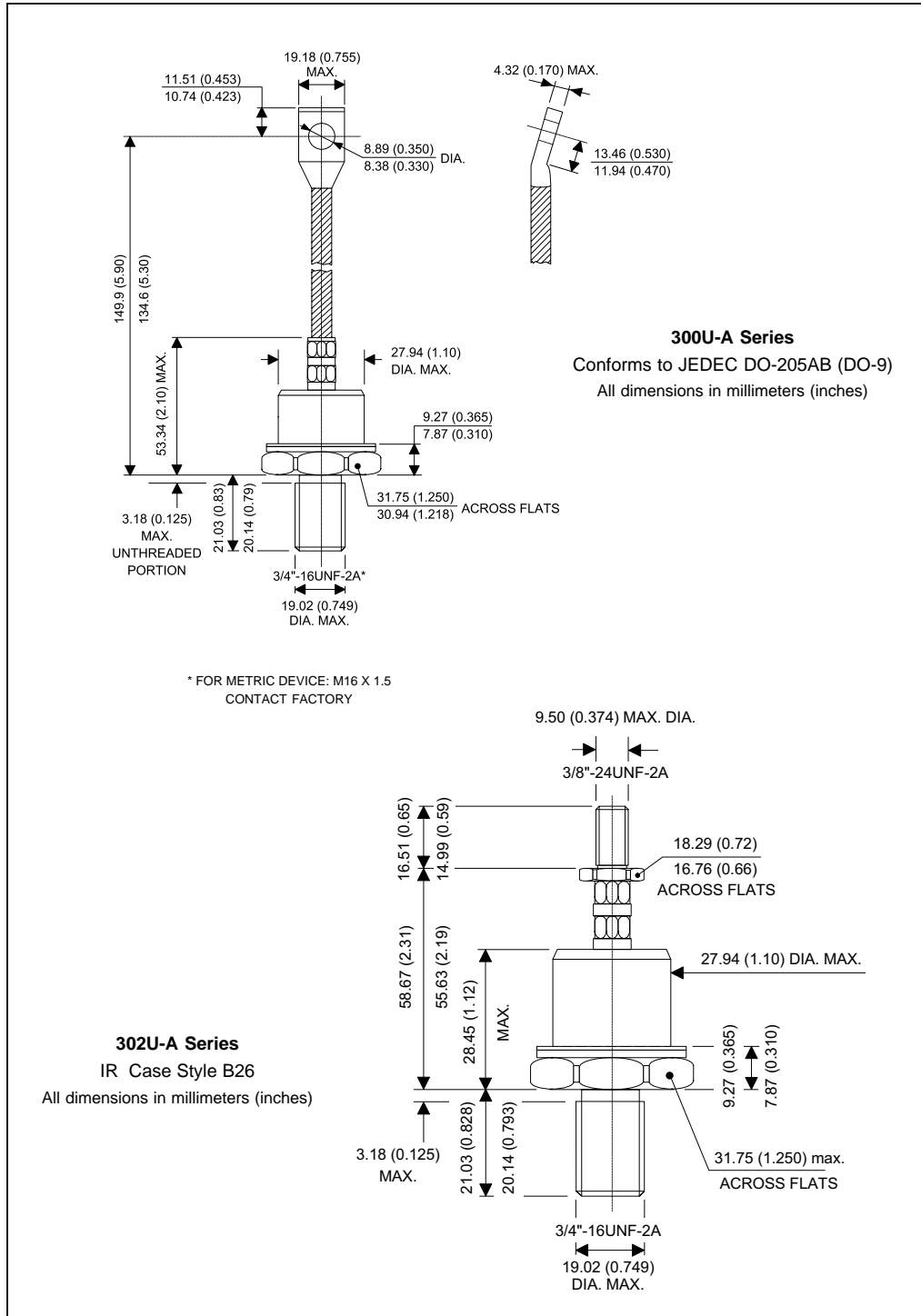
**5** - A = Essential Part Number

NOTE: For Metric Device M16 x 1.5 Contact Factory

# 300U(R) Series

Bulletin I2039 rev. C 03/03

## Outline Table



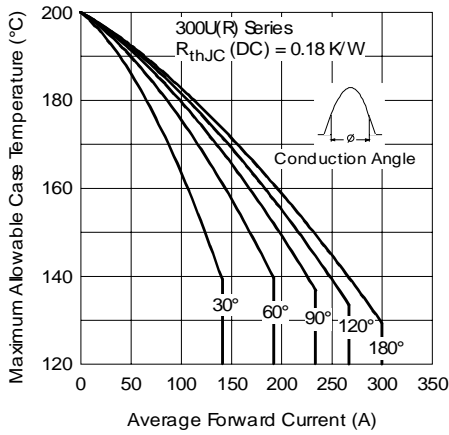


Fig. 1 - Current Ratings Characteristics

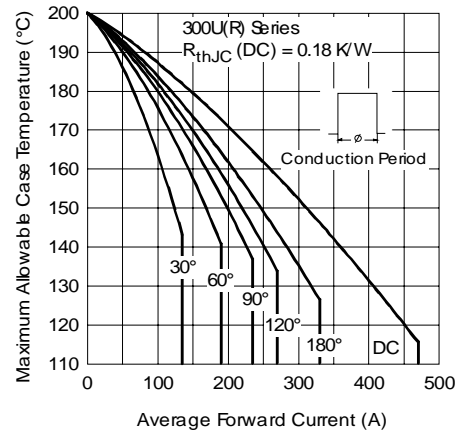


Fig. 2 - Current Ratings Characteristics

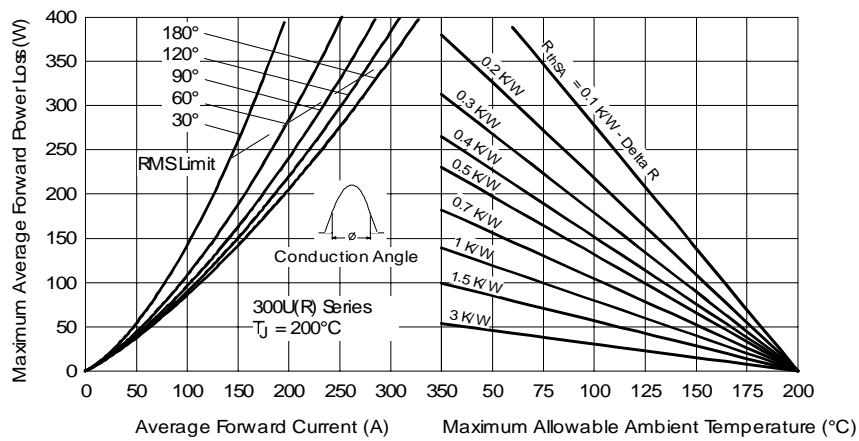


Fig. 3 - Forward Power Loss Characteristics

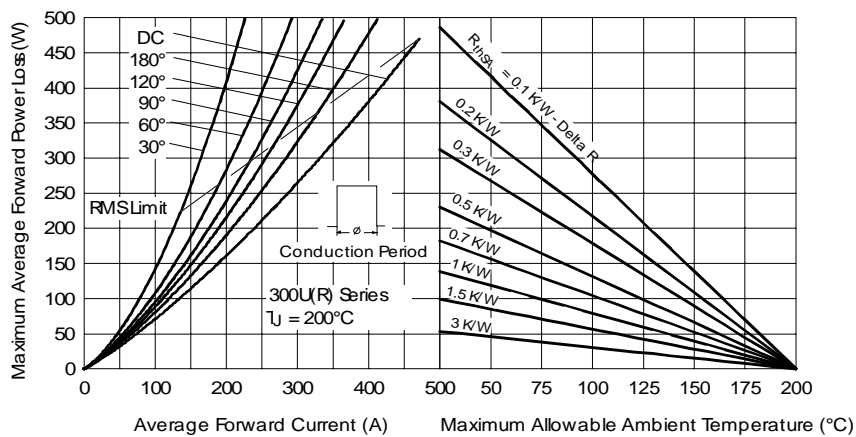


Fig. 4 - Forward Power Loss Characteristics

# 300U(R) Series

Bulletin I2039 rev. C 03/03

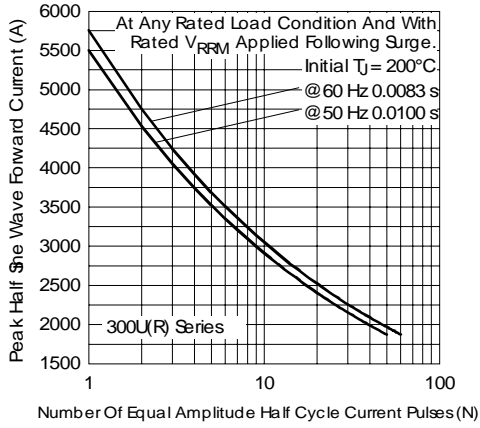


Fig. 5 - Maximum Non-Repetitive Surge Current

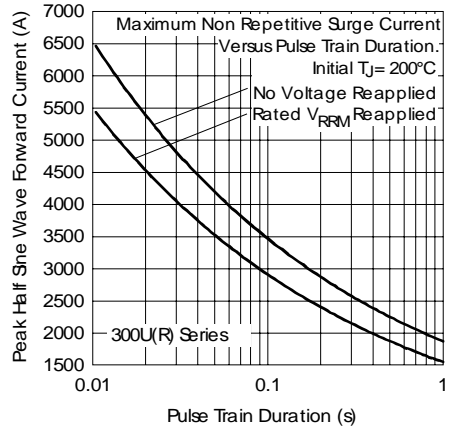


Fig. 6 - Maximum Non-Repetitive Surge Current

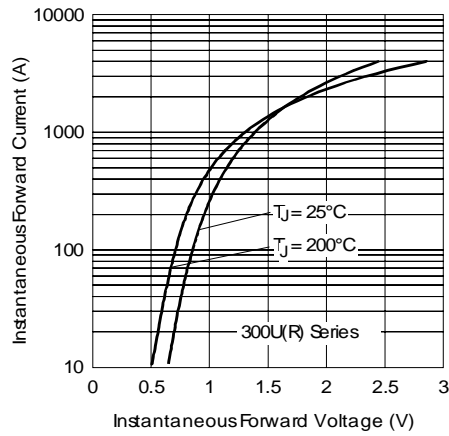


Fig. 7 - Forward Voltage Drop Characteristics

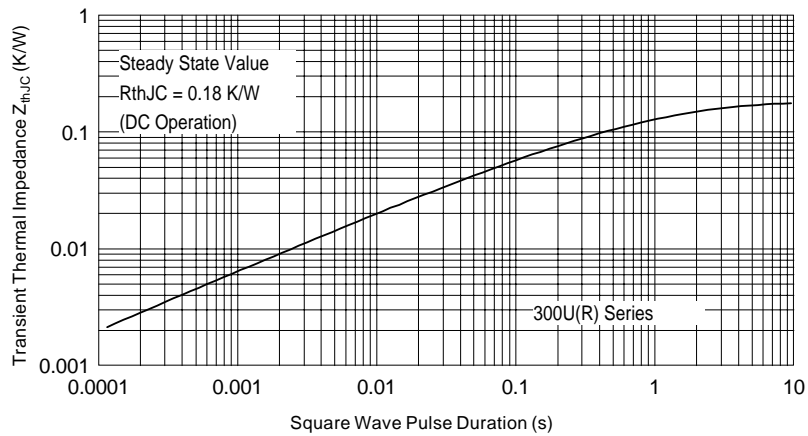


Fig. 8 - Thermal Impedance  $Z_{thJC}$  Characteristic

Data and specifications subject to change without notice.  
This product has been designed and qualified for Industrial Level.  
Qualification Standards can be found on IR's Web site.

International  
**IOR** Rectifier

**IR WORLD HEADQUARTERS:** 233 Kansas St., El Segundo, California 90245, USA Tel: (310) 252-7105  
TAC Fax: (310) 252-7309  
Visit us at [www.irf.com](http://www.irf.com) for sales contact information. 03/03