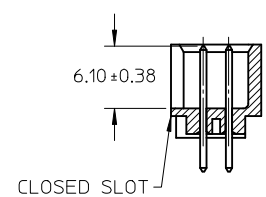
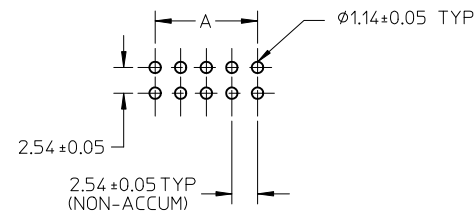


SECTION E-E



MOLEX IRELAND PRODUCTION ONLY (OPTION)



RECOMMENDED PCB HOLE LAYOUT

NOTES:

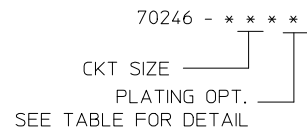
1. PIN PUSHOUT FORCE (.9072KG)/2LBS MIN.
2. PIN SOLDERABILITY PER MOLEX SPEC. ES-152.
3. PRODUCT SPEC: PS-70246 APPLIES.
4. WAFER TO BE FLAT WITHIN .003 MM/MM.
5. DIMENSIONS FOR PLATING LOCATION:
 - 5A MEASURE POINT FOR THICKNESS
 - 5B MINIMUM COVERAGE
 - 6. GOLD END OF PIN UNLESS OVERALL PLATED.
7. FINISH:
 - 571 : 15 MICRO INCHES MIN GOLD PLATE ON CONTACT AND 75 MICRO INCHES MIN TIN PLATE ON SOLDER TAIL BOTH OVER 50 MICRO INCHES MIN NICKEL OVERALL.
 - 574 : 30 MICRO INCHES MIN GOLD PLATE ON CONTACT AND 75 MICRO INCHES MIN TIN PLATE ON SOLDER TAIL BOTH OVER 50 MICRO INCHES MIN NICKEL OVERALL.
 - 544 : 5 MICRO INCHES MIN GOLD PLATE ON CONTACT AND 75 MICRO INCHES MIN TIN PLATE ON SOLDER TAIL BOTH OVER 50 MICRO INCHES MIN NICKEL OVERALL.
 - 573 : 20 MICRO INCHES MIN GOLD PLATE ON CONTACT AND 100 MICRO INCHES MIN TIN PLATE ON SOLDER TAIL BOTH OVER 50 MICRO INCHES MIN NICKEL OVERALL.
8. DIM AT THE CENTRE OF THE SHROUDED WALL SHALL BE 5.91MM MIN. THIS SPEC IS VALID FOR ALL CKT SIZE.
9. MATERIAL:
 - HSG: GLASS FILLED PBT, UL94V-0, COLOUR BLACK
 - PIN: 0.64MM SQ. PIN PHOSPHOR BRONZE.
10. SOLDER TAIL POSITIONAL TOLERANCE SHALL BE GAUGED.

ADD NOTE 10 EC NO: S2012-0139 DRWN:SKANG CHKD:ATSEE APPR:MLONG 2011/08/18 2011/08/25 2011/08/25	QUALITY SYMBOLS ▽=0 ◻=0	GENERAL TOLERANCES (UNLESS SPECIFIED)		DIMENSION STYLE		SCALE	DESIGN UNITS	THIRD ANGLE PROJECTION			
				MM ONLY		NTS	METRIC				
				mm	INCH	DRAWN BY	DATE	TITLE			
						JENNIFER	1987/09/18	C-GRID, SHROUDED HEADER (SLOTTED W/O STANDOFFS)			
				CHECKED BY	DATE	MATERIAL NO.					
				RWONG	1987/09/18	DOCUMENT NO.					
				APPROVED BY	DATE	SHEET NO.					
				ALANB	1987/09/18	1 OF 2					
				ANGULAR ± 3 °		MOLEX INCORPORATED					
				DRAFT WHERE APPLICABLE MUST REMAIN WITHIN DIMENSIONS		SDA-70246-**20-25_39-41					
				SEE TABLE		THIS DRAWING CONTAINS INFORMATION THAT IS PROPRIETARY TO MOLEX INCORPORATED AND SHOULD NOT BE USED WITHOUT WRITTEN PERMISSION					
				SIZE							
				A3							

10 9 8 7 6 5 4 3 2 1

PART NUMBER	CKT SIZE	VOID CKT	DIM A	DIM B	DIM C	DIM D	VOID CKT, ONLY APPLY TO PLATING CODE
70246-08**	08	-	7.62	14.73	17.78	15.24	-
70246-10**	10	-	10.16	17.27	20.32	17.78	-
70246-12**	12	-	12.70	19.81	22.86	20.32	-
70246-14**	14	-	15.24	22.35	25.40	22.86	-
70246-16**	16	-	17.78	24.89	27.94	25.40	-
70246-20**	20	-	22.86	29.97	33.02	30.48	-
70246-24**	24	-	27.94	35.05	38.10	35.56	-
70246-26**	26	-	30.48	37.59	40.64	38.10	-
70246-30**	30	-	35.56	42.67	45.72	43.18	-
70246-34**	34	-	40.64	47.75	50.80	48.26	-
70246-40**	40	-	48.26	55.37	58.42	55.88	-
70246-44**	44	-	53.34	60.45	63.50	60.96	-
70246-50**	50	-	60.96	68.07	71.12	68.58	-
70246-56**	56	-	68.58	75.69	78.74	76.20	-
70246-60**	60	-	73.66	80.77	83.82	81.28	-
70246-64**	64	-	78.74	85.85	88.90	86.36	-
70246-72**	72	-	88.90	96.01	99.06	96.52	-
70246-25**	26	26	30.48	37.59	40.64	38.10	-
70246-1003	10	10	10.16	17.27	20.32	17.78	571

LEGEND:



△ PART NUMBER	PLATING OPTION
70246-***01	571
70246-***02	574
70246-***04	544
70246-***12	573

C B

ADD NOTE 10 EC NO: S2012-0139 DRWN:SKANG 2011/08/18 CHKD:ATSEE 2011/08/25 APPR:MLONG 2011/08/25	DESCRIPTION REV	=0 =0	GENERAL TOLERANCES (UNLESS SPECIFIED) <table border="1"> <tr><th></th><th>mm</th><th>INCH</th></tr> <tr><td>4 PLACES</td><td>± ---</td><td>± ---</td></tr> <tr><td>3 PLACES</td><td>± ---</td><td>± ---</td></tr> <tr><td>2 PLACES</td><td>± 0.20</td><td>± ---</td></tr> <tr><td>1 PLACE</td><td>± ---</td><td>± ---</td></tr> </table>		mm	INCH	4 PLACES	± ---	± ---	3 PLACES	± ---	± ---	2 PLACES	± 0.20	± ---	1 PLACE	± ---	± ---	DIMENSION STYLE MM ONLY	SCALE NTS	DESIGN UNITS METRIC	THIRD ANGLE PROJECTION
			mm	INCH																		
		4 PLACES	± ---	± ---																		
		3 PLACES	± ---	± ---																		
2 PLACES	± 0.20	± ---																				
1 PLACE	± ---	± ---																				
DRAWN BY: JENNIFER CHECKED BY: RWONG APPROVED BY: ALANB	DATE: 1987/09/18 DATE: 1987/09/18 DATE: 1987/09/18	TITLE C-GRID, SHROUDED HEADER (SLOTTED W/O STANDOFFS)																				
MATERIAL NO. SEE TABLE		MOLEX INCORPORATED																				
DRAFT WHERE APPLICABLE MUST REMAIN WITHIN DIMENSIONS		SIZE: A3	DOCUMENT NO. SDA-70246-***20-25_39-41 SHEET NO. 2 OF 2																			

ib_frame_A3_P_AM_T Rev. E 2006/04/15 9 8 7 6 5 4 3 2 1