USED ON —

DWG NO C- 1971598

THIS DRAWING IS A CONTROLLED DOCUMENT.

LOCK TYPE II

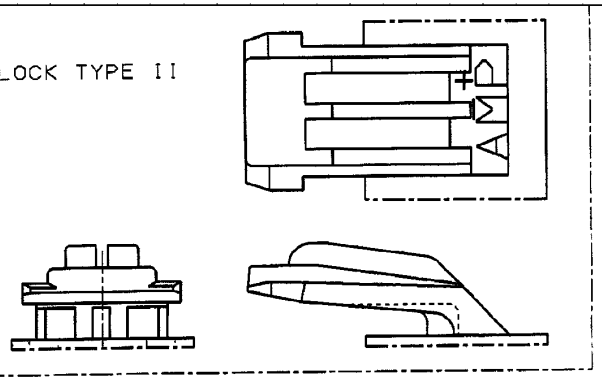

AS SHOWN LOCK TYPE I

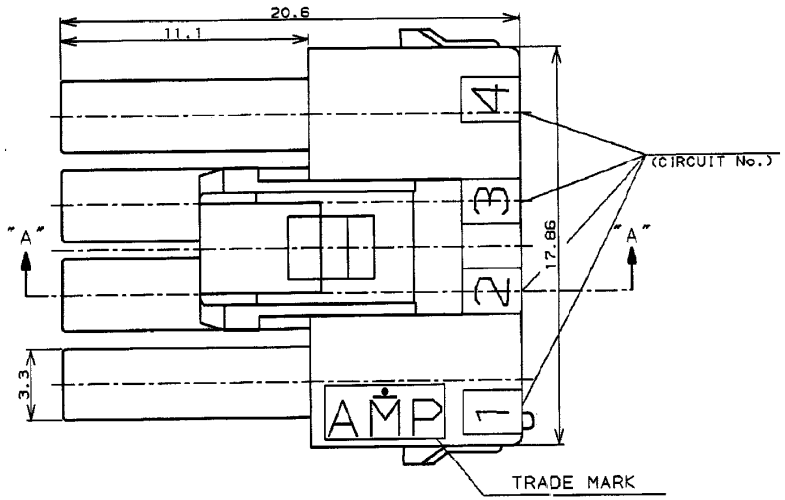

NOTES;

1. PRODUCT SPEC, : 108-61106
2. APPLICABLE CONTACT P/N
   REC CONTACT: 177915-□(#20-#16AWG)
   : 177914-□(#26- 22AWG)
3. MATING CONN, P/N
   CAP HSG: 1971600-□ (FREE HANGING)
   TAB CONTACT: 177917-□(#20-#16AWG)
   177916-□(#26-#22AWG)
4. APPLICABLE PLATE P/N: 177920-□
5. INSTRUCTION SHEET : 411-5638
6. COMPLY WITH GLOW WIRE REQUIREMENT FOR PARTS OF NO-METALLIC MATERIAL SUPPORTING A CURRENT-CARRYING CONNECTOR DETAILED IN IEC60335-1, SECTION 30(GWT)

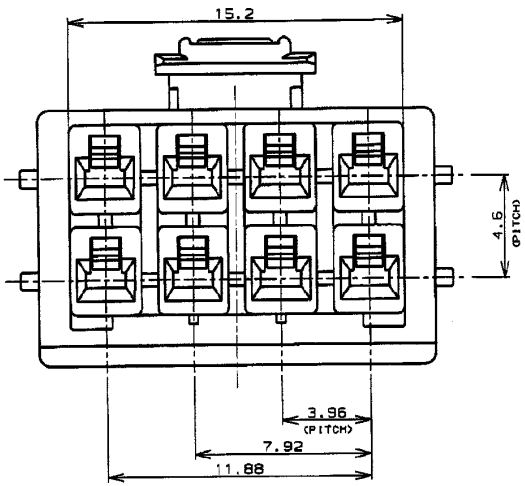

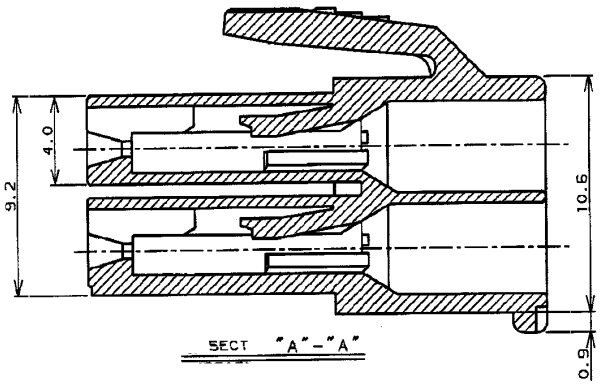

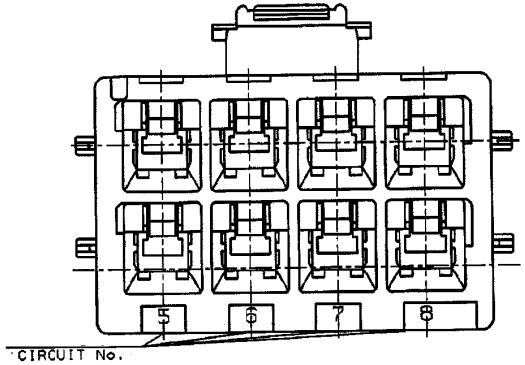

NATURAL	8	1971598-1
HOUSING COLOR	Pos	P/N

DWN SAI, CHEN 25SEP2009	MATERIAL PA66	HEAT TREAT – –	
CHK HAPYE, WU 25SEP2009	Tyco Electronics	Tyco Electronics Corporation Shanghai,China	
APVD JULIAN, ZHOU 25SEP2009			
NAME POWER DBL LOCK CONN 3.96mm PITCH 8 POS PLUG HOUSING (DBL ROW)(GWT)			
SCALE 1:1	SIZE A3	DRAWING NO C- 1971598	SHEET 1 OF 1	REV A1

DIMENSIONS: mm

TOLERANCES UNLESS OTHERWISE SPECIFIED:

0 PLC	± –
1 PLC	± 0.5
2 PLC	± 0.3
3 PLC	± –
4 PLC	± –

ANGLES ± –

SURFACE TEXTURE –√

P	LTR	REVISION RECORD	DATE	DWN	APVD
	A1	REVISED PER ECR-17-000605	15FEB2017	N.L	D.Z

LOC ES

DIST —

THIS INFORMATION IS CONFIDENTIAL AND PROPRIETARY TO TYCO ELECTRONICS CORPORATION AND ITS WORLDWIDE SUBSIDIARIES AND AFFILIATES. IT MAY NOT BE DISCLOSED TO ANYONE, OTHER THAN TYCO ELECTRONICS PERSONNEL, WITHOUT WRITTEN AUTHORIZATION FROM TYCO ELECTRONICS CORPORATION, HARRISBURG, PENNSYLVANIA USA.

3306-7 (1/08)