



The J Series is ideal for high-volume, low-pressure applications.

COMPANY: Merit Sensor is a leader in piezoresistive pressure sensing and partners with clients to create high performing solutions for a variety of applications and industries.

SENTIUM: Merit Sensor products incorporate a proprietary Sentiium® technology, developed to provide a best-in-class operating temperature range (-40°C to 150°C) and superior stability.

TECHNOLOGY: Merit Sensor utilizes a piezoresistive Wheatstone bridge in a design that anodically bonds glass to a chemically etched silicon diaphragm. All products are RoHS compliant.

CAPABILITIES: Merit Sensor designs, engineers, fabricates, dices, assembles, and tests products from a state-of-the-art facility near Salt Lake City, Utah.

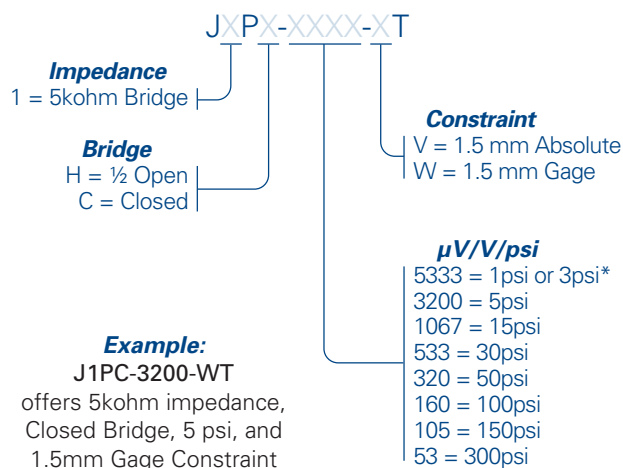
FEATURES

Range	1 to 300 psi (0.07 to 21 bar; 7 to 2100 KPa)
Type	Absolute, gage, differential and vacuum
Media	Clean, dry air and non-corrosive gases
Shipping	Wafers on tape, waffle pack
Flexibility	Sensitivity, resistance, bridge, constraint, etc.

BENEFITS

Performance	Enjoy best-in-class performance due to Merit's proprietary Sentiium technology
Cost	Save money over time with high-performing die
Security	Feel confident doing business with an experienced company backed by a solid parent company (NASDAQ: MMSI)
Speed	Get to market quickly with creative and flexible solutions
Service	Experience prompt, personal, and professional support

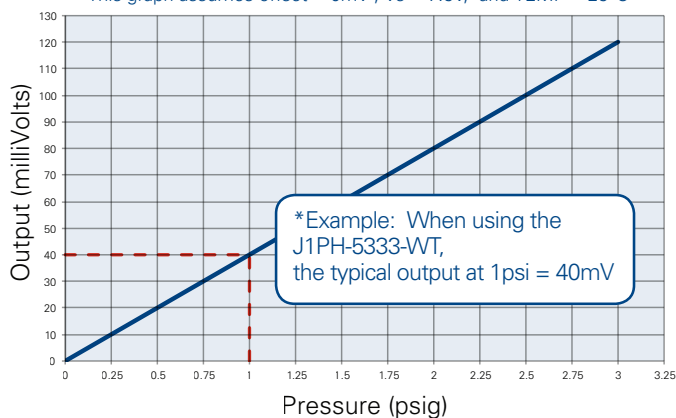
J Series Part Number Configurator



Typical Transfer Function (Sensor pn J1PH-5333-WT):

$$V_{out} = (40 * P) + \text{Offset} \pm \text{Error}$$

This graph assumes offset = 0mV, Vs = 7.5V, and TEMP = 25°C

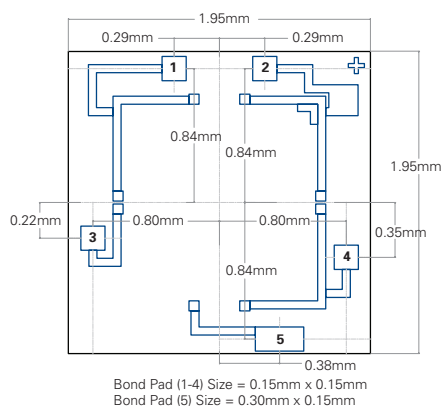


SPECIFICATIONS

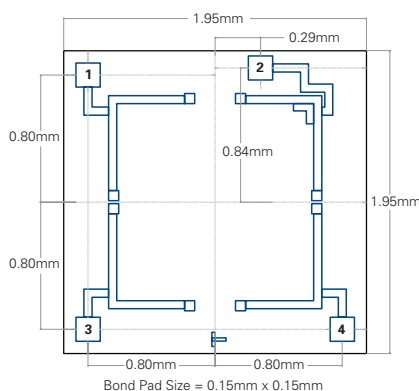
Parameter	Minimum	Typical	Maximum	Units	Notes
Electrical & Environmental					
Excitation		1.5		mA	Maximum: 3 mA
Impedance	4000	5000	6000	Ω	
Operating Temperature	-40		150	$^{\circ}\text{C}$	Sentium® technology
Storage Temperature	-55		160	$^{\circ}\text{C}$	
Performance					
Offset	-10	0	10	mV/V	Zero pressure; gage only; @25°C
Non-linearity	-0.2	0	0.2	% FSO	Best Fit Straight Line; @25°C; Tested with Top-side Pressure
Pressure Hysteresis	-0.1	0	0.1	% FSO	@25°C
Temp Coeff – Zero	-25	0	25	$\mu\text{V/V}/^{\circ}\text{C}$	-40°C to 150°C
Temp Coeff – Resistance	2500	3000	3500	PPM/ $^{\circ}\text{C}$	-40°C to 150°C
Temp Coeff – Sensitivity	-1500	-2000	-2500	PPM/ $^{\circ}\text{C}$	-40°C to 150°C
Thermal Hysteresis	-0.2	0	0.2	% FSO	Zero pressure -40°C to 150°C
Long-Term Stability	-0.2	0	0.2	% FSO	Zero pressure
Burst Pressure	5X				Full scale pressure
Full-Scale Output (@ 1.5 mA excitation)					
3 psi (0.21 bar; 21 kPa)	95	120	145	mV	Typical output at 1 psi = 40 mV Other outputs available upon request
5 psi (0.34 bar; 34 kPa)	95	120	145	mV	
15 psi (1 bar; 103 kPa)	95	120	145	mV	
30 psi (2 bar; 207 kPa)	95	120	145	mV	
50 psi (3.5 bar; 345 kPa)	95	120	145	mV	
100 psi (7 bar; 670 kPa)	95	120	145	mV	
150 psi (10 bar; 1035 kPa)	95	120	145	mV	
300 psi (21 bar; 2070 kPa)	95	120	145	mV	

DIMENSIONS (millimeters, post-cut)

Half Closed Bridge



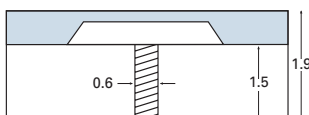
Closed Bridge



Note: Bridge output bond pads (V_{out} and V_{+out}) correspond to top side pressure. For back side pressure, the bridge outputs are reversed.

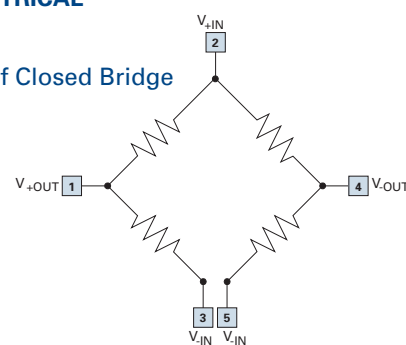
Standard Bond Pad
Metallization = Aluminum

Absolute also; other constraints available



ELECTRICAL

Half Closed Bridge



Closed Bridge

