NOTES:

1. MATERIALS AND FINISHES:
   SMA STR PLUG - BRASS, GOLD PLATING
   SMA STR BHD JACK - BRASS, GOLD PLATING
   CABLE - RG 142

2. ELECTRICAL:
   A. IMPEDANCE: 50 OHM

3. PACKAGING:
   A. QUANTITY: SINGLE PACK
   B. MARKING: BAG TO BE MARKED
      "AMPHENOL RF, 135110-07-XX-XX AND DATE CODE"

THIRD ANGLE PROJ.

REVISIONS

REV	DESCRIPTION	DATE	ECO	APPR
--	RELEASE TO MFG.	--	--	--
B	COD SHEET ADDED	30-Jul-19	12434	VK

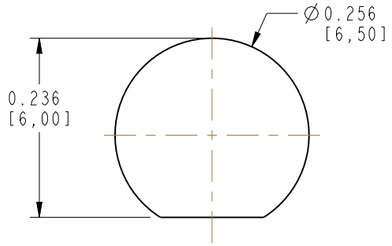

RECOMMENDED MOUNTING HOLE DIMENSIONS

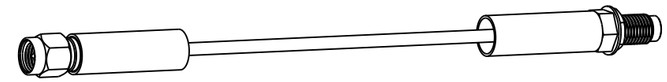

SCALE 0.800

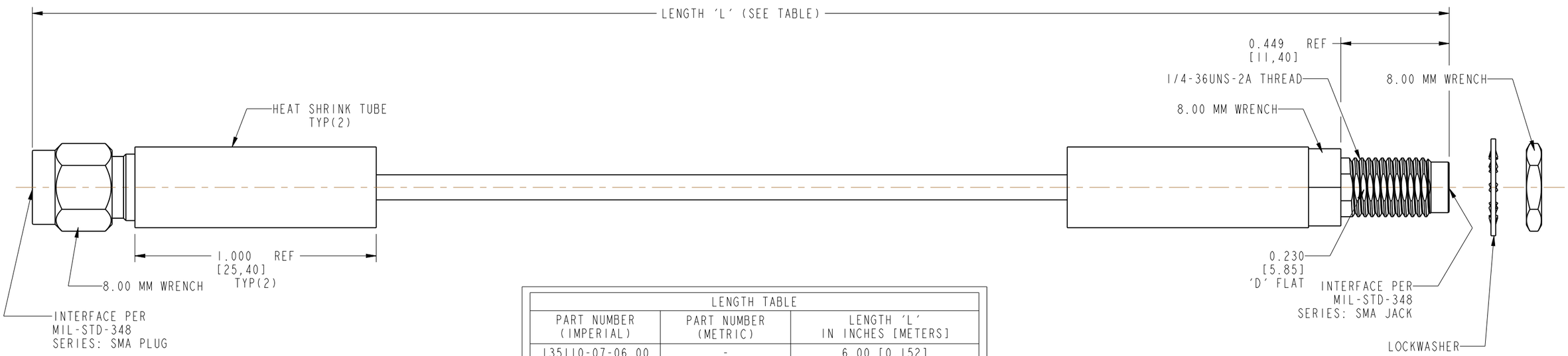

LENGTH TABLE		
PART NUMBER (IMPERIAL)	PART NUMBER (METRIC)	LENGTH 'L' IN INCHES [METERS]
135110-07-06.00	-	6.00 [0.152]
-	135110-07-M0.25	9.84 [0.250]
135110-07-12.00	-	12.00 [0.305]
-	135110-07-M0.50	19.69 [0.500]
135110-07-24.00	-	24.00 [0.610]
-	135110-07-M0.75	29.53 [0.750]
135110-07-36.00	-	36.00 [0.914]
-	135110-07-M1.00	39.37 [1.000]
135110-07-48.00	-	48.00 [1.219]
-	135110-07-M2.00	78.74 [2.000]
-	135110-07-M6.00	236.22 [6.000]

TOLERANCE TABLE	
LENGTH IN INCHES/FT [METERS]	TOLERANCE
0" - 23.90" [0 - 0.607]	±0.25" [0.006]
24.00" - 59.00" [0.610 - 1.499]	±0.50" [0.013]
5.0' - 24.9' [1.524 - 7.617]	±2.5%
25.0' & UP [7.620 & UP]	±5.0%

DESIGN REQUIREMENTS:

- [X] FREQUENCY: ____ GHz
- [ ] VSWR:____ 1 MAX.
- [ ] INS. LOSS: ____ dB MAX.
- [X] CONTINUITY
- [X] HI-POT: 1000 VRMS
- [ ] OTHER

CUSTOMER OUTLINE DRAWING

ALL OTHER SHEETS ARE FOR INTERNAL USE ONLY

UNLESS OTHERWISE SPECIFIED, DIMENSIONS ARE IN INCHES AND TOLERANCES ARE:
2 PLACE DECIMAL ±.015 (0,381 mm) | 3 PLACE DECIMAL ±.005 (0,127 mm) | ANGLES ± 1°

NOTICE - These drawings, specifications, or other data (1) are, and remain the property of Amphenol corp. (2) must be returned upon request; and (3) are confidential and not to be disclosed to any person other than those to whom they are given by Amphenol Corp. the furnishing of these drawings, specifications, or other data by Amphenol Corp., or to any other person to anyone for any purpose is not to be regarded by implication or otherwise in any manner licensing, granting rights to permitting such holder or any other person to manufacture, use or sell any product, process or design, patented or otherwise, that may in any way be related to or disclosed by said drawings, specifications, or other data.

MATERIAL: SEE NOTES

REFERENCE: EAR #

CONFIGURATION LEVEL: In Work

FINISH

DRAWN VIJI K	DATE 19-Jul-19
ENGINEER CLEMENT	DATE 07-May-10
APPROVED K.CAPOZZI	DATE 30-Jul-19
CAD FILE	

TITLE: SMA STR PLUG TO SMA STR BHD JACK USING RG142 CABLE VARIOUS LENGTH

SCALE: 2.4:1.0 | SHEET 2 OF 2

DWG SIZE: B | REV: B

Amphenol RF
www.amphenolrf.com

DRAWING NO. 135110-07-XX-XX
ITEM NO. 135110-07-XX-XX
PART NO. 135110-07-XX-XX