

# Dialight Lumidrives

## CL2 SERIES



### FEATURES / BENEFITS

- ▲ Ultra slim design, less than 1/2" (13mm) high
- ▲ 70% lumen maintenance @ 50,000+ hr life @ 25°C ambient temperature
- ▲ Low energy use, no IR or UV emissions
- ▲ Modular "quick connect" system for easy installation
- ▲ Designed for even LED spacing over linear runs, no hotspots or dark spots between fixtures
- ▲ Cool to touch, suitable for direct mounting on flammable surfaces
- ▲ Onboard constant current driver with low voltage input
- ▲ ETL listed to UL standards for dry locations
- ▲ Utilizes the latest high efficiency LED technology

### APPLICATIONS

The CL2 Series is designed for use in a wide range of lighting applications, especially areas which benefit from its ultra slim profile, low energy and long operating life. Designed around the latest LED technology, the CL2 series represents true innovation in lighting, delivered in a package which blends seamlessly into its surroundings. Sample applications include, but not limited to: Cove and cornice lighting, shelf lighting, integrated into furniture, under counters, stair hand rails, display cases, task lighting.

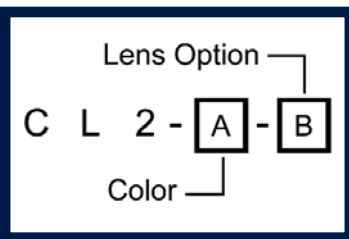
### OPERATING CONDITIONS

- ▲ Ambient temperature -20°C to +40°C (-4°F to +104°F)
- ▲ Input voltage 24VDC. Use only class 2 power supplies
- ▲ Power consumption 5.3W per module  
Does not include power supply losses
- ▲ Max # of modules connected per run = 20. Up to 16 modules can be operated on a 100W power supply

### MATERIALS/FINISH

- ▲ Anodized aluminum module base with polycarbonate lens
- ▲ Plug & play connector system
- ▲ Onboard constant current driver
- ▲ 4 high output 1W LEDs per module
- ▲ 20AWG, PTFE cable - UL rated E213967, 300V, 80°C

### ORDERING INFORMATION



LED Color	Catalog Number (A)	Typical CCT	Min Luminous Flux per Module (lumens)	Typical Luminous Flux per Module (lumens)	CRI	Lens (B)
Cool White	<b>C</b>	5000K	288	342	75	C = Clear
Neutral White	<b>N</b>	4100K	242	288	75	
Warm White	<b>W</b>	3000K	204	242	75	F = Frosted
High CRI Warm White	<b>Z</b>	3000K	171	204	92	

Note: Special colors available, consult factory.

LED data is LED manufacturers test data at 25°C Tj. Light output at max acceptable ambient temp will be approximately 15-20% lower depending on the thermal conductivity of the mounting surface. Clear lens will reduce fixture light output by additional 8-10%, and frosted lens by additional 30%.

#### Connectors (sold separately)

- CL2-E2E = End to end module connector
- CL2-FLEX = 63mm / 2.5" flexible end to end connector
- CL2-EXTEND = 952mm / 37.5" flexible end to end connector
- CL2-START = 3m / 9' 10" start cable (supplies power to first module)
- CL2-END = End plug

#### Dialight Lumidrives

York House • Weatherby Road • Long Marston, York, YO26 7NH  
Tel: 0845 6346161 • Fax: 0845 6346160 • www.dialight.com

## PRIVATE LABEL OEM PROGRAM

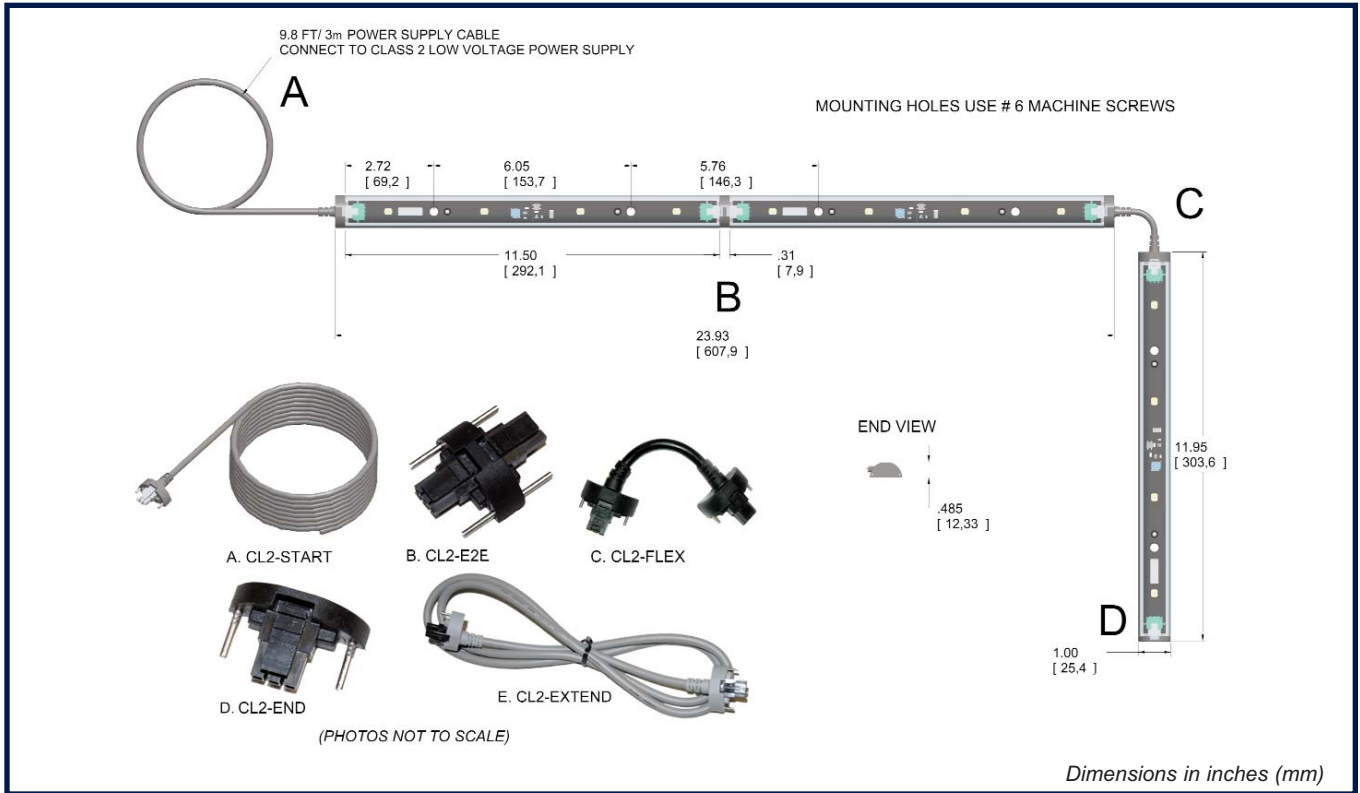
#### Dialight Corporation

1501 Route 34 South • Farmingdale, NJ 07727 USA  
Tel: (1) 732-919-3119 • Fax: (1) 732-751-5778 • www.dialight.com



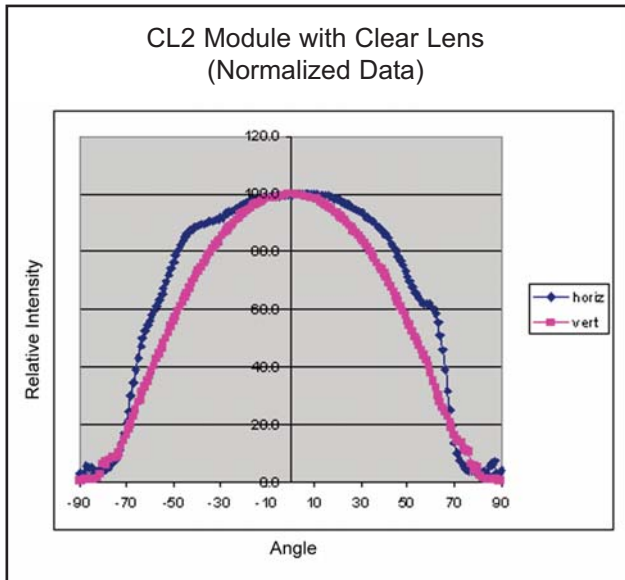
MDEXLUMCL2\_A

# MECHANICAL DIMENSIONS




Requires Class 2 low voltage power supply (purchased separately)  
 Total power consumption of modules should not exceed rating of power supply  
 Observe minimum rating of power supply used

# PHOTOMETRIC DATA



IES 32 files available - consult factory



Dialight reserves the right to make changes at any time in order to supply the best product possible.

## Dialight Lumidrive

York House • Weatherby Road • Long Marston, York, YO26 7NH  
 Tel: 0845 6346161 • Fax: 0845 6346160 • www.dialight.com



# PRIVATE LABEL OEM PROGRAM

## Dialight Corporation

1501 Route 34 South • Farmingdale, NJ 07727 USA  
 Tel: (1) 732-919-3119 • Fax: (1) 732-751-5778 • www.dialight.com



MDEXLUMCL2\_A