samtec

10 YEAR MFG WITH 30 µ" GOLD
EXTENDED LIFE PRODUCT
HIGH MATING CYCLES

TSM–116–02–S–DV–LC





TSM–121–01–T–SV

**(2.54 mm) .100"**

# SMT .025" SQ POST HEADER

**Board Mates:**
SSW, SSQ, SSM, BSW, ESW, ESQ, BCS, SLW, CES, HLE

**Cable Mates:**
IDSS, IDSD

## SPECIFICATIONS

For complete specifications and recommended PCB layouts see www.samtec.com?TSM

**Insulator Material:**
Black Liquid Crystal Polymer
**Terminal Material:**
Phosphor Bronze
**Plating:**
Au or Sn over
50 µ" (1.27 µm) Ni
**Operating Temp Range:**
-55 °C to +105 °C with Tin;
-55 °C to +125 °C with Gold
**Voltage Rating:**
475 VAC -SV/-DV mated with BCS or SSM
**RoHS Compliant:** Yes

| MATES | CURRENT RATING (PER PIN) |
|---|---|
| TSM/SSW | 4.7 A |
| TSM/SSM | 5.4 A |
| TSM/HLE | 4.1 A |
| 2 PINS POWERED | |

## PROCESSING

**Lead–Free Solderable:** Yes
**-DH/-SH Lead Coplanarity:**
(0.15 mm) .006" max (02-36)*
**-DV/-SV Lead Coplanarity:**
(0.10 mm) .004" max (02-05)
(0.13 mm) .005" max (06-10)*
(0.15 mm) .006" max (11-36)*
*(.004" stencil solution may be available; contact IPG@samtec.com)

## RECOGNITIONS

For complete scope of recognitions see www.samtec.com/quality

FILE NO. E111594

## ALSO AVAILABLE (MOQ Required)

- Edge Mount and Locking Clips for –SV
- Solder Locks for –DH and Shrouds for –DV
- Other platings

**Note:**
Some lengths, styles and options are non-standard, non-returnable.

**TSM – 1 – NO. PINS PER ROW – LEAD STYLE – PLATING OPTION – ROW OPTION**

**APPLICATIONS**




**NO. PINS PER ROW:** 02 thru 36

**LEAD STYLE**

**–01** = .230" (5.84 mm) Post Height (Mates with SSW, BCS, SSM, IDSS, IDSD)

**–02** = .320" (8.13 mm) Post Height (Mates with SSM -DH)

**–03** = .420" (10.67 mm) Post Height (For Bottom Mount & Pass Through)

**–04** =.120" (3.05 mm) Post Height (Mates with SLW, CES, HLE)

**PLATING OPTION**

**–F** = Gold flash on post, Matte Tin on tail

**–L** = 10 µ" (0.25 µm) Gold on post, Matte Tin on tail

**–S** = 30 µ" (0.76 µm) Gold on post, Matte Tin on tail

**–T** = Matte Tin

**HIGH-SPEED CHANNEL PERFORMANCE**

*Rating based on Samtec reference channel. For full SI performance data visit Samtec.com or contact SIG@samtec.com*

8 Gbps

## –SV
= Single Row Vertical Pin

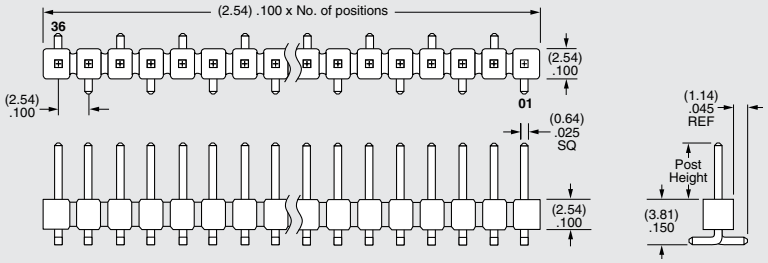


## –SH
= Single Row Horizontal Pin

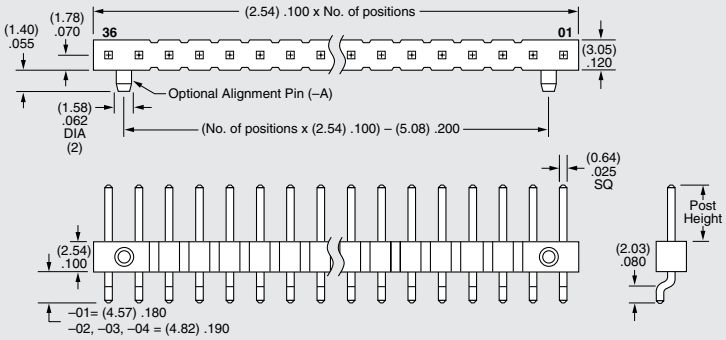


*Due to technical progress, all designs, specifications and components are subject to change without notice.*



*All parts within this catalog are built to Samtec's specifications.*
*Customer specific requirements must be approved by Samtec and identified in a Samtec customer-specific drawing to apply.*



TSM–126–02–L–DH–K

TSM–115–01–T–SH–A





TSM–110–01–T–DV



## OTHER OPTIONS

### –A
= Alignment Pin metal or plastic at Samtec discretion (Not available with –TM or –MT) (02 positions min.) (Not available with –LC)

### –LC
= Locking Clip (Not available with –TM) (3 positions min.) (Not available with –A) (Manual placement required)

### –K
= (6.50 mm) .256" DIA Polyimide Film Pick & Place Pad

(–SH: 4 positions minimum without –TR; 2 & 3 positions available with –TR)

(–DH: 4 positions minimum without –TR)

### –"XXX"
= Polarized Position

### –P
= Plastic Pick & Place Pad

(–DV: 4 positions minimum without –TR; 2 & 3 positions available with –TR)

(–SH: 4 positions minimum without –TR; 2 & 3 positions available with –TR)

(–DH: 5 positions minimum without –TR)

(–SV: 4 positions minimum without –TR; 2 & 3 positions available with –TR)

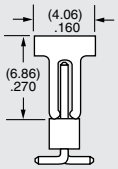


–SV

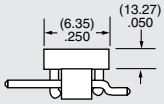


–SH & –DH

### –TR
= Tape & Reel Packaging

–SV: 02-22 positions, –DV:02-28 positions,

–SH: 02-30 positions, –DH: 02-29 positions

(Not available with –MT or –TM)

### –FR
= Full Reel Tape & Reel (must order maximum quantity per reel; contact Samtec for quantity breaks)

–SV: 02-22 positions, –DV:02-28 positions,

–SH: 02-30 positions, –DH: 02-29 positions

(Not available with –MT or –TM)

## –DV
= Double Row Vertical Pin

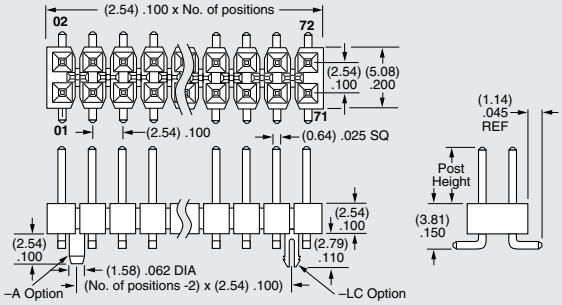


## –TM
= Triple Row Vertical Mixed Technology (Style –01 only)

**02 thru 30 positions only**

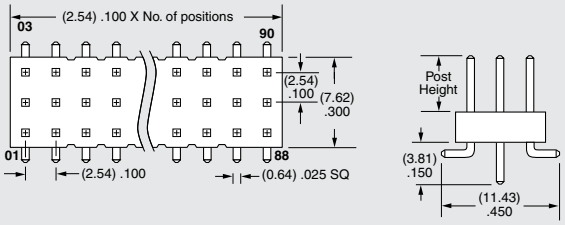


## –DH
= Double Row Horizontal Pin (Style –01, –02 or –03 only)

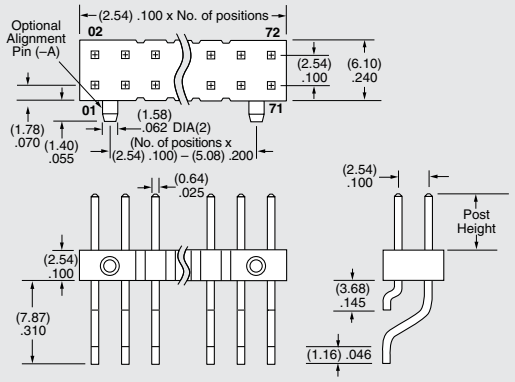


## –MT
= Mixed Technology Pin (Style –01, –02 or –03 only)

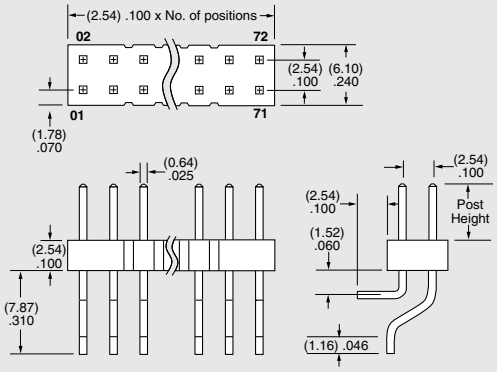


*Due to technical progress, all designs, specifications and components are subject to change without notice.*



*All parts within this catalog are built to Samtec's specifications.*
*Customer specific requirements must be approved by Samtec and identified in a Samtec customer-specific drawing to apply.*