



Series 801 Mighty Mouse Double-Start ACME Thread Metal Protective Cover 667-217 and 667-218 Ordering Information



Protect Connectors From Damage
Machined aluminum covers have rubber gaskets for a watertight fit.

Stainless Steel Fittings and Rings
Choose small diameter eye fittings for panel attachment. Larger rings fit under the jam nut or over cable jackets. Split rings can be installed on fully assembled cables.

Polyurethane-Coated SST Wire Rope
offers high strength, excellent abrasion resistance and good flexibility. Or, choose Fluoropolymer jacket for high temperature exposure.

Braided Nylon Rope provides excellent flexibility and good abrasion resistance, and can be ordered with slip knot fittings for easy installation on any size cable.

X

How To Order	
Sample Part Number	667-217 -M -G 9 04 -6
Series (See Table I)	667-217 = Plug Cover 667-218 = Receptacle Cover
Material and Finish	C = Aluminum / Black Anodize (Non-Conductive) RoHS Compliant M = Aluminum / Electroless Nickel RoHS Compliant MT = Aluminum / Nickel-PTFE RoHS Compliant NF = Aluminum / Cadmium with Olive Drab Chromate ZNU = Aluminum / Zinc-Nickel with Black Chromate Z1 = Stainless Steel / Passivated RoHS Compliant
Attachment Type	-D = Bead Chain, CRES, Passivate -F = Wire Rope, Nylon Jacket -G = Nylon Rope -H = SST Wire Rope, Fluoropolymer Jacket -N = No Attachment -R = Wire Rope, PVC Jacket -S = SST Sash Chain -SK = Nylon Rope With Slip Knot -T = SST Wire Rope, No Jacket -U = SST Wire Rope, Polyurethane Jacket "SST" = Stainless Steel
Shell Size	5, 6, 7, 8, 9, 10, 11, 13, 16, 17, 19, 21
Attachment Code (See Table II)	Small Ring = 01 thru 06 Split Ring = 50 thru 68 Solid Ring = 14 thru 33
Attachment Length (inches)	Omit for attachment Type N (No Attachment) Example "-6" equals six inch length

Table I: Cover Style	
	
667-217 Plug Cover	667-218 Receptacle Cover

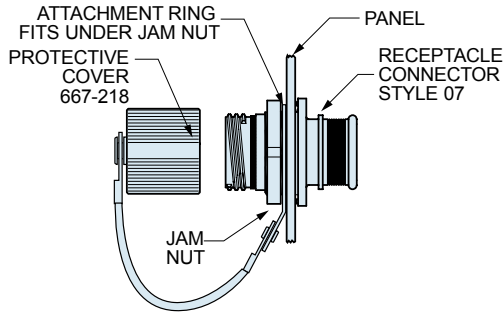
Table II: Attachment Code	
Omit for attachment types N (No Attachment) and SK (Slip Knot)	
 Small Ring ± .010 I.D. tolerance	01 - .126 (3.20) I.D. 02 - .145 (3.68) I.D. 04 - .188 (4.78) I.D. 06 - .197 (5.00) I.D.
 Large Ring ± .015 I.D. tolerance	32 - .265 (.37) I.D. 29 - .315 (8.00) I.D. 14 - .385 (9.78) I.D. 15 - .445 (11.30) I.D. 33 - .510 (12.95) I.D. 16 - .570 (14.48) I.D. 17 - .635 (16.13) I.D. 18 - .695 (17.65) I.D. 27 - .766 (.89) I.D. 19 - .885 (22.48) I.D. 26 - .950 (24.13) I.D. 20 - 1.070 (27.17) I.D. 21 - 1.135 (28.83) I.D. 22 - 1.210 (30.73) I.D. 23 - 1.275 (32.39) I.D. 30 - 1.380 (35.05) I.D.
 Split Ring	50 - .432 (11.00) I.D. 52 - .492 (12.50) I.D. 54 - .648 (16.50) I.D. 56 - .757 (19.20) I.D. 58 - .898 (22.80) I.D. 60 - 1.023 (26.00) I.D. 64 - 1.137 (28.90) I.D. 68 - 1.357 (34.50) I.D.

Dimensions in Inches (millimeters) are subject to change without notice.

Series 801 Mighty Mouse Double-Start ACME Thread Metal Protective Cover 667-217 and 667-218 Dimensions



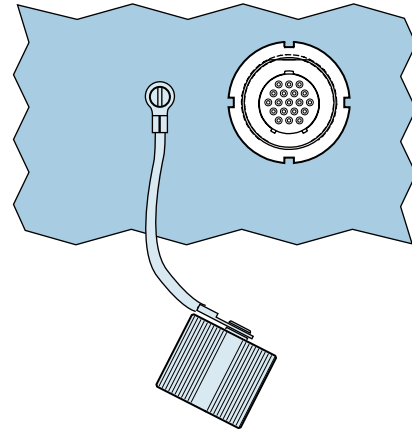
667-218 Cover Attachment for RPM Jam Nut Receptacle



Solid Ring

Atch. Code	Shell Size	Ring I.D.		Ring O.D.	
		In. ±.015	mm. ±0.25	In. ±.015	mm. ± 0.38
14	5	.385	9.78	.51	12.95
15	6	.445	11.30	.57	14.35
16	7, 8	.570	14.48	.69	17.40
17	9	.635	16.13	.76	19.30
18	10	.695	17.65	.82	20.82
27	11	.766	19.46	.89	22.61
19	13	.885	22.48	1.01	25.65
20	16	1.070	27.17	1.20	30.35
21	17	1.135	28.83	1.25	31.75
23	19	1.275	30.734	1.37	33.27
30	21	1.380	35.05	1.52	37.85

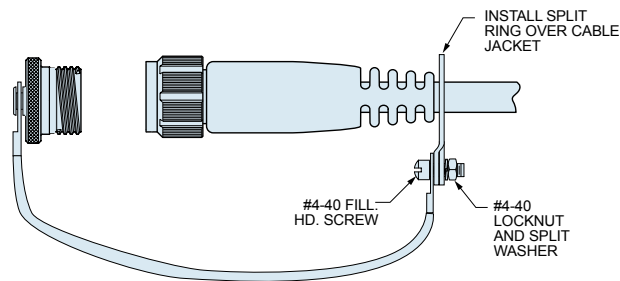
667-218 Cover Attachment to a Panel with a Screw



Small Ring for Attaching Receptacle Covers to a Panel with a Screw

Atch. Code	Screw Size	Ring I.D.		Ring O.D.	
		In. ±.010	mm. ±0.13	In. Max.	mm. Max.
01	#4, M3	.126	3.20	.31	7.9
02	#6	.145	3.68	.31	7.9
04	#8, M4	.188	4.78	.31	7.9
06	#10	.197	5.00	.31	7.9

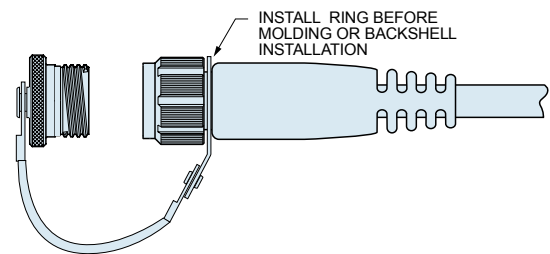
667-217 Cover Attachment to Cable



Large Split Ring for Attaching Covers to Cables

Atch. Code	Max. Cable Dia. (in.)	Ring Diameter			
		Min. ID		Max. OD	
		In.	mm.	In.	mm.
50	.410	.420	10.67	.580	14.73
52	.470	.480	12.19	.640	16.26
54	.625	.635	16.13	.796	20.22
56	.735	.745	18.92	.905	22.99
58	.875	.885	22.48	1.046	26.57
60	1.000	1.010	25.65	1.171	29.74
64	1.115	1.125	28.58	1.285	32.64
68	1.335	1.345	34.16	1.505	38.23

667-217 Cover Attachment to Cable Assembly



Solid Ring

Atch. Code	Shell Size	Ring I.D.		Ring O.D.	
		In. ±.015	mm. ±0.25	In. ±.015	mm. ± 0.38
29	5	.315	8.00	.44	11.18
14	6	.385	9.78	.51	12.95
33	7,8	.510	12.95	.62	15.75
16	9	.570	14.48	.69	17.53
17	10	.635	16.13	.76	19.30
18	11,13	.695	17.65	.82	20.83
26	16,17	.950	24.13	1.14	28.96
20	19	1.070	27.18	1.20	30.48
22	21	1.210	30.73	1.31	33.27

Dimensions in Inches (millimeters) are subject to change without notice.



Series 801 Mighty Mouse Double-Start ACME Thread Metal Protective Cover 667-217 and 667-218 Dimensions



667-217 Plug Cover



667-218 Receptacle Cover

X

Dimensions

Shell Size	Ø A Max.		Ø B Max.		Ø D Max. ±.015 (0.38)		C Thread
	In.	mm.	In.	mm.	In.	mm.	
5	.465	11.8	.488	12.40	.368	9.3	.3125-.05P-.1L
6	.525	13.3	.555	14.10	.453	11.5	.375-.05P-.1L
7	.590	14.9	.615	15.62	.538	13.7	.4375-.05P-.1L
8	.653	16.6	.675	17.15	.587	14.9	.5000-.05-.1L
9	.715	18.0	.840	21.34	.648	16.5	.5625-.05P-.1L
10	.778	19.7	.905	22.95	.712	18.1	.6250-.05P-.1L
11	.840	21.3	.948	24.1	.778	19.8	.6875-.05P-.1L
13	.965	24.4	.995	25.27	.904	22.9	.8125-.1P-.2L
16	1.150	29.2	1.261	32.03	1.092	27.7	1.000-.1P-.2L
17	1.215	30.8	1.321	33.55	1.158	29.4	1.062-.1P-.2L
19	1.340	34.0	1.447	36.8	1.283	32.6	1.1875-.1P-.2L
21	1.477	37.5	1.570	39.88	1.412	35.8	1.3125-.1P-.2L

NOTES

Materials and Finishes

- Cover: Aluminum alloy or stainless steel
- Gasket: Fluorosilicone rubber
- Wire, Hardware: Stainless steel, passivated

Lanyard Options

Nylon Rope	-65° to +100°C., black, very flexible, very good abrasion resistance, good resistance to fuels, .120" (3mm) diameter
Polyurethane Coated Wire Rope	Black polyurethane over stainless steel rope, -65° to +125°C., very flexible, excellent abrasion resistance, excellent resistance to fuels, .080" (2mm) diameter
Fluoropolymer Jacketed Wire Rope	Translucent FEP jacket over stainless steel, -65° to +200°C., fair flexibility, good abrasion resistance, .100" diameter
Sash Chain	Stainless steel, #8 chain, .240" (6mm)
Slip Knot (SK) for Attaching Covers to Cable	65° to +100°C., black, very flexible, very good abrasion resistance, good resistance to fuels, .120" (3mm) diameter. Length includes .5" (13mm) diameter loop.

Dimensions in Inches (millimeters) are subject to change without notice.