


**NEW!**

# Flyback Transformer

## for Maxim MAX17497A/B Peak-Current-Mode Converters



- Low profile, surface mount flyback transformer
- Developed for use with the Maxim MAX17497A/MAX17497B AC-DC and DC-DC Peak-Current-Mode Converters for wide input-voltage nonisolated power supplies to supply multiple output rails for smart meters, industrial control and similar applications.
- Universal input; multiple outputs
- Meets functional insulation class for use in nonisolated applications.
- 1000 Vrms isolation, one minute from primary to secondary

**Core material** Ferrite**Terminations** RoHS matte tin over nickel over phos bronze**Weight** 5.1 g**Ambient temperature** -40°C to +85°C**Storage temperature** Component: -40°C to +85°C.

Tape and reel packaging: -40°C to +80°C

**Moisture Sensitivity Level (MSL)** 1 (unlimited floor life at <30°C / 85% relative humidity)**Failures in Time (FIT) / Mean Time Between Failures (MTBF)**

38 per billion hours / 26,315,789 hours, calculated per Telcordia SR-332

**Packaging** 200/13" reel Plastic tape: 44 mm wide, 0.4 mm thick, 28 mm pocket spacing, 9.6 mm pocket depth**PCB washing** Tested with pure water or alcohol only. For other solvents, see Doc787\_PCB\_Washing.pdf

Part number <sup>1</sup>	Inductance at 0 Adc <sup>2</sup> ±10% (µH)	Inductance at 0.4 Adc <sup>2</sup> typ (µH)	DCR max (Ohms)	Leakage inductance max (µH)	Turns ratio Pri : 15 V : 7.5 V : 5 V	Output	Isolation <sup>3</sup> (Vrms)
CR8076-AL_	250	237.5	0.044 (pins 7 – 8) 0.016 (pins 6 – 7) 0.030 (pins 5 – 6) 0.306 (pins 1 – 4)	2.7	1 : 0.125 : 0.042 : 0.083	15 V, 0.65 A 7.5 V, 0.7 A 5 V, 0.7 A	1000

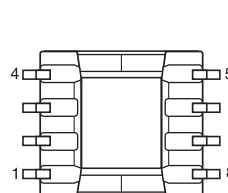
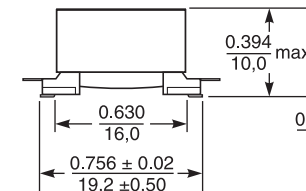
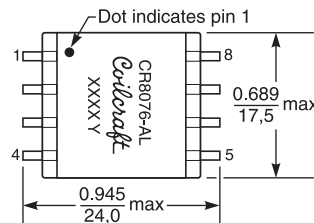
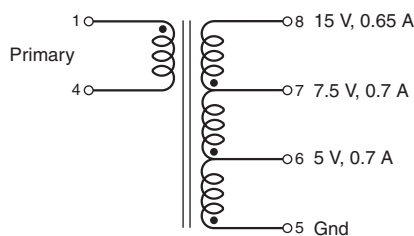
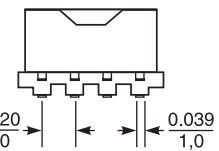
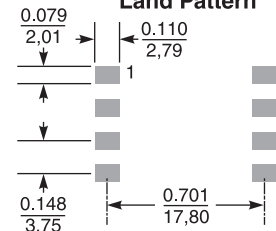
1. When ordering, please specify **packaging** code:**CR8076-ALD****Packaging:** **D** = 13" machine ready reel. EIA-481 embossed plastic tape (200 parts per full reel).**B** = Less than full reel. In tape, but not machine ready. To have a leader and trailer added (\$25 charge), use code letter D instead.

2. Inductance is for the primary, measured at 250 kHz, 0.1 Vrms.

3. Isolation is from primary to secondary, tested for one minute.

4. Operating temperature range -40°C to +85°C.

5. Electrical specifications at 25°C.

Dimensions are in  $\frac{\text{inches}}{\text{mm}}$ **Recommended Land Pattern**

www.coilcraft.com

**US** +1-847-639-6400 sales@coilcraft.com**UK** +44-1236-730595 sales@coilcraft-europe.com**Taiwan** +886-2-2264 3646 sales@coilcraft.com.tw**China** +86-21-6218 8074 sales@coilcraft.com.cn**Singapore** + 65-6484 8412 sales@coilcraft.com.sg

Document 1035 Revised 02/25/13

© Coilcraft Inc. 2013

This product may not be used in medical or high risk applications without prior Coilcraft approval. Specification subject to change without notice. Please check web site for latest information.