THIS DRAWING IS UNPUBLISHED. RELEASED FOR PUBLICATION 20
© COPYRIGHT 20 BY - ALL RIGHTS RESERVED.

LOC	DIST
|	–

REVISIONS

P	LTR	DESCRIPTION	DATE	DWN	APVD
	B1	REVISED PER ECR-13-003447	11MAR2013	RS	DD
	E	REVISED PER ECR-16-005692	02JUN2016	RS	JL
	F	REVISED PER ECR-16-017348	24FEB2017	RK	JL

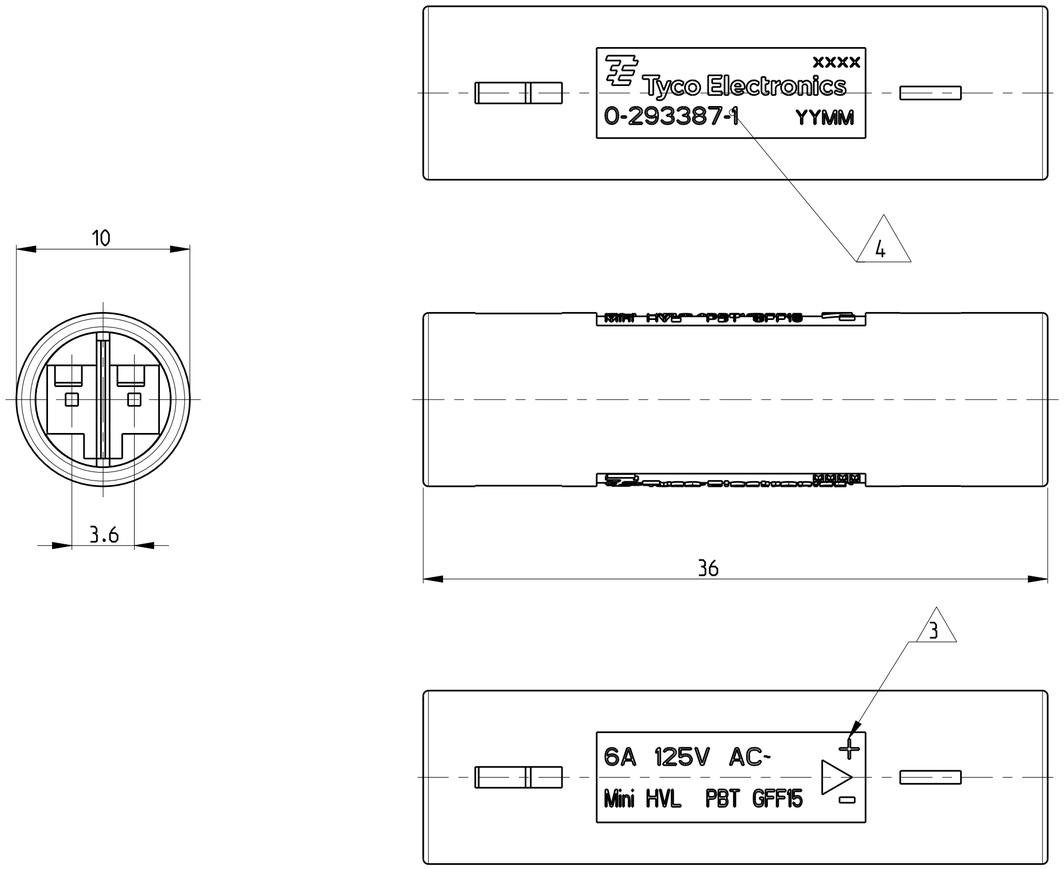

P/N 293387-1 AS SHOWN

Remarks:

1. cavities designed for MQS pin contact PN 1740335-x
2. Counterpart is Plug PN 293388-x
3. Polarity marking +/- permanent / usable for DC version
4. PN specific marking
5. PBT 15GF, UL 94 V0 WHITE COLOR

Keying HV-3

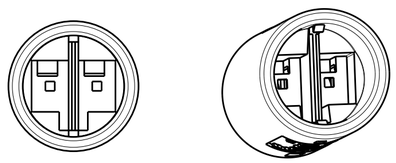

Keying HV-4

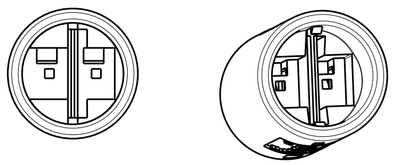

Keying LV-2

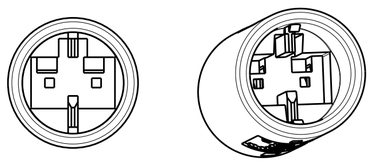

Keying HV-5

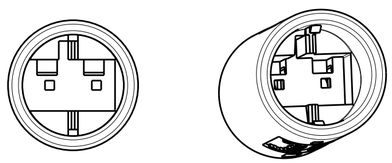

Note	Keying	COLOR/MATERIAL	REMARKS	Marking 4	PN
	LV-2	WHITE 5	LOW-VOLTAGE 125VAC/VDC	7A/125VAC/VDC=	293387-4
	HV-5	WHITE 5	HIGH-VOLTAGE 125V AC	6A/125V AC~	293387-3
	HV-4	WHITE 5	HIGH-VOLTAGE 125V AC	6A/125V AC~	293387-2
	HV-3	WHITE 5	HIGH-VOLTAGE 125V AC	6A/125V AC~	293387-1

THIS DRAWING IS A CONTROLLED DOCUMENT.

DIMENSIONS: mm

TOLERANCES UNLESS OTHERWISE SPECIFIED:
0 PLC ±
1 PLC ±0.2
2 PLC ±0.13
3 PLC ±0.013
4 PLC ±0.0001
ANGLES ±

MATERIAL 5 -
FINISH -

DWN A. Vecchia 12FEB2009
CHK G. Turco 12FEB2009
APVD G. Turco 12FEB2009
PRODUCT SPEC -
APPLICATION SPEC -
WEIGHT 2.2g

TE Connectivity

NAME NECTOR S Lighting System Outlet -

SIZE	CAGE CODE	DRAWING NO	RESTRICTED TO
A2	00779	C-293387	-

CUSTOMER DRAWING | SCALE 3:1 | SHEET 1 OF 1 | REV F

1471-9 (3/11)