2A, 50V - 1400V Glass Passivated Bridge Rectifiers

FEATURES

- Ideal for automated placement
- Reliable low cost construction utilizing molded plastic technique
- High surge current capability
- UL Recognized File # E-326854
- Compliant to RoHS Directive 2011/65/EU and in accordance to WEEE 2002/96/EC
- Halogen-free according to IEC 61249-2-21

DBLS

Pb-Free

RoHS COMPLIANT

MECHANICAL DATA

Case: Molded plastic body
Molding compound, UL flammability classification rating 94V-0
Moisture sensitivity level: level 1, per J-STD-020
Part no. with suffix "H" means AEC-Q101 qualified
Packing code with suffix "G" means green compound (halogen-free)
Terminal: Matte tin plated leads, solderable per JESD22-B102
Meet JESD 201 class 2 whisker test
Polarity: Polarity as marked on the body
Weight: 0.36 g (approximately)

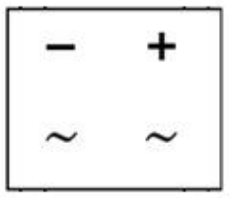

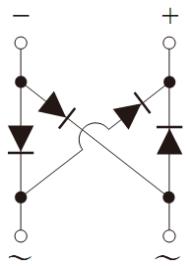

MAXIMUM RATINGS AND ELECTRICAL CHARACTERISTICS (T_A=25°C unless otherwise noted)

PARAMETER	SYMBOL	DBLS 201G	DBLS 202G	DBLS 203G	DBLS 204G	DBLS 205G	DBLS 206G	DBLS 207G	DBLS 208G	DBLS 209G	UNIT
Maximum repetitive peak reverse voltage	V_{RRM}	50	100	200	400	600	800	1000	1200	1400	V
Maximum RMS voltage	V_{RMS}	35	70	140	280	420	560	700	840	980	V
Maximum DC blocking voltage	V_{DC}	50	100	200	400	600	800	1000	1200	1400	V
Maximum average forward rectified current	$I_{F(AV)}$	2									A
Peak forward surge current, 8.3 ms single half sine-wave superimposed on rated load	I_{FSM}	50									A
Rating for fusing (t<8.3ms)	I^2t	10.3									A^2s
Maximum instantaneous forward voltage (Note 1) I_F= 2 A	V_F	1.15							1.30		V
Maximum reverse current @ rated V_R T_J=25°C T_J=125°C	I_R	2 500									μA
Typical thermal resistance	$R_{\theta JL}$ $R_{\theta JA}$	15 40									°C/W
Operating junction temperature range	T_J	- 55 to +150									°C
Storage temperature range	T_{STG}	- 55 to +150									°C

Note 1: Pulse Test with PW=300μs,1% Duty Cycle

ORDERING INFORMATION					
PART NO.	PART NO. SUFFIX	PACKING CODE	PACKING CODE SUFFIX (*)	PACKAGE	PACKING
DBLS20xG (Note 1)	H	C1	G	DBLS	50 / TUBE
		RD			1,500 / 13" Paper reel

Note 1: "x" defines voltage from 50V (DBLS201G) to 1400V (DBLS209G)

*: Optional available

EXAMPLE					
PREFERRED P/N	PART NO.	PART NO. SUFFIX	PACKING CODE	PACKING CODE SUFFIX	DESCRIPTION
DBLS207GHRDG	DBLS207G	H	RD	G	AEC-Q101 qualified Green compound

RATINGS AND CHARACTERISTICS CURVES

(T_A=25°C unless otherwise noted)

FIG.1 FORWARD CURRENT DERATING CURVE

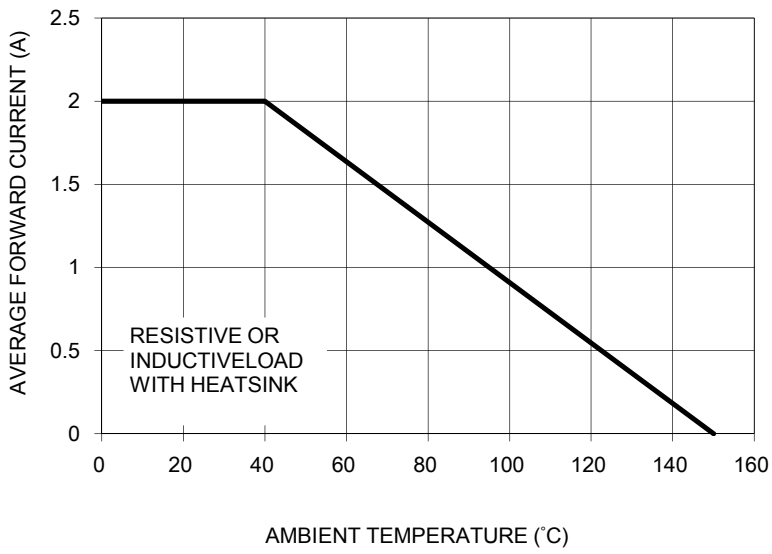

FIG. 2 TYPICAL REVERSE CHARACTERISTICS

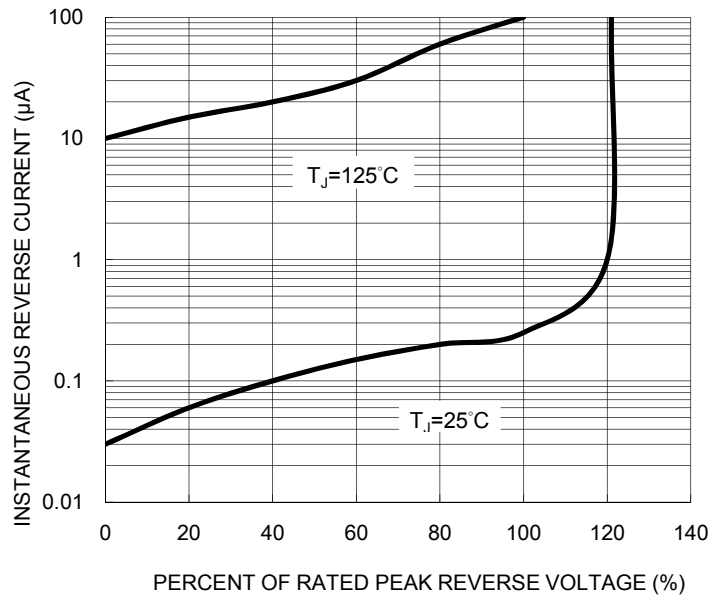

FIG. 3 MAXIMUM NON-REPETITIVE FORWARD SURGE CURRENT

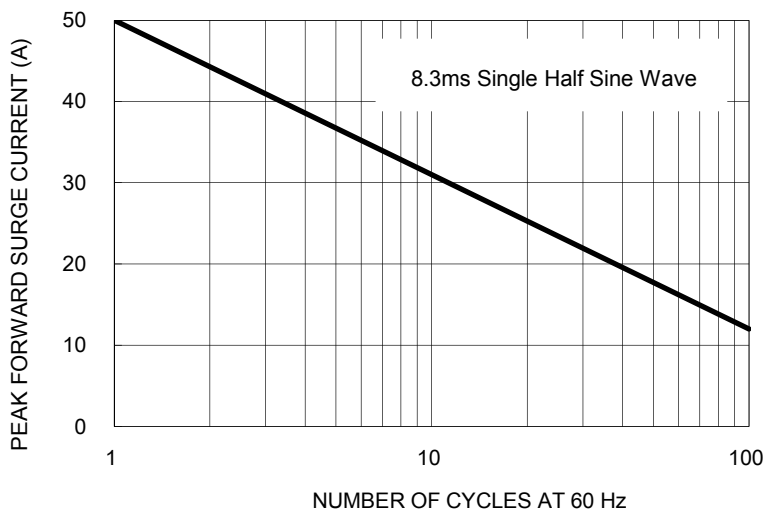

FIG. 4 TYPICAL FORWARD CHARACTERISTICS

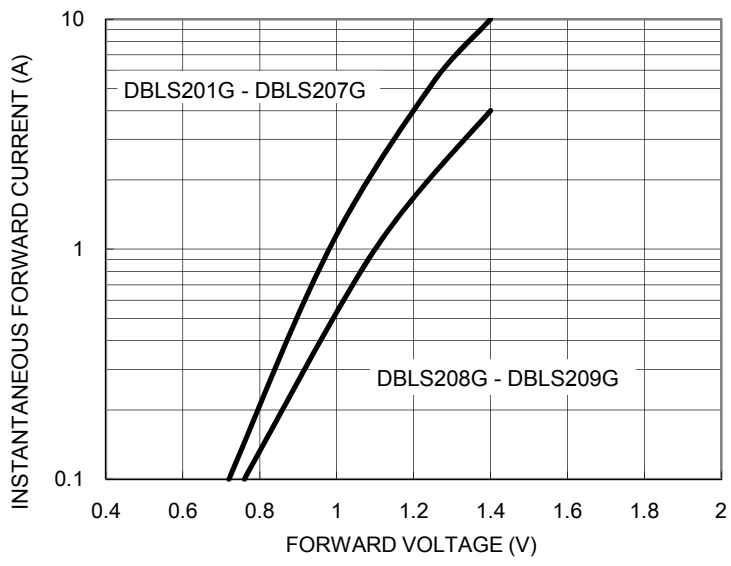

FIG. 5 TYPICAL JUNCTION CAPACITANCE

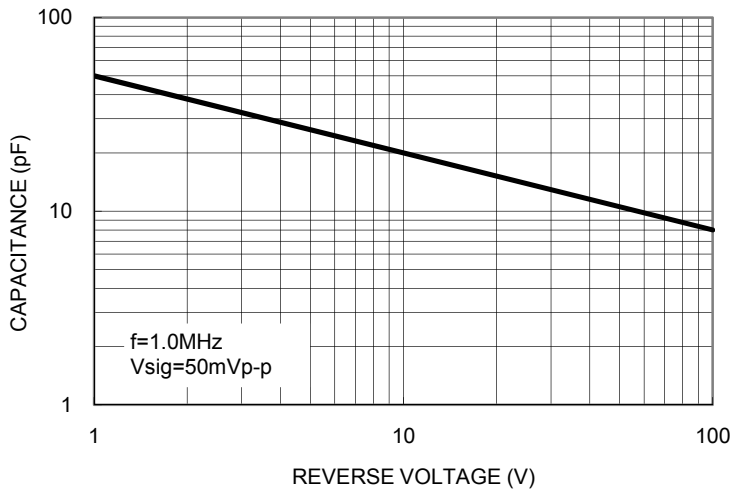

PACKAGE OUTLINE DIMENSIONS

DBLS

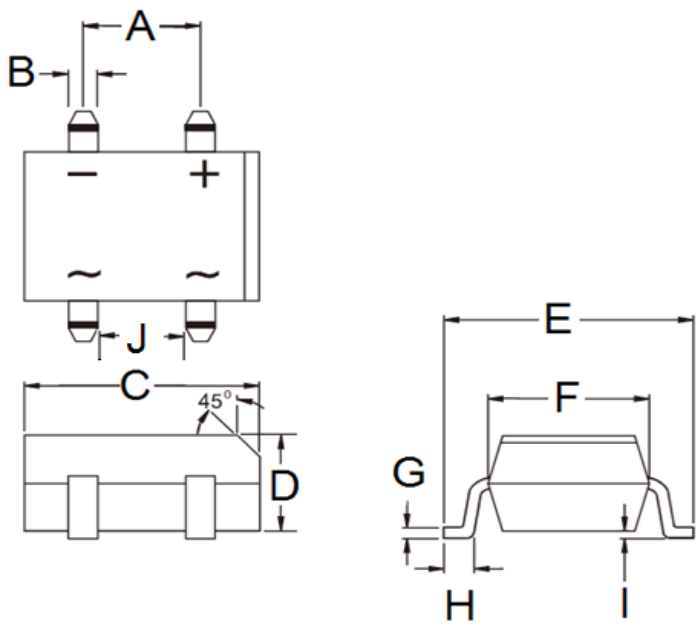

DIM.	Unit (mm)		Unit (inch)	
	Min	Max	Min	Max
A	5.00	5.20	0.197	0.205
B	1.02	1.20	0.040	0.047
C	8.13	8.51	0.320	0.335
D	2.40	2.60	0.094	0.102
E	9.80	10.30	0.386	0.406
F	6.20	6.50	0.244	0.256
G	0.22	0.33	0.009	0.013
H	1.02	1.53	0.040	0.060
I	0.076	0.33	0.003	0.013
J	3.90	4.10	0.154	0.161

SUGGESTED PAD LAYOUT

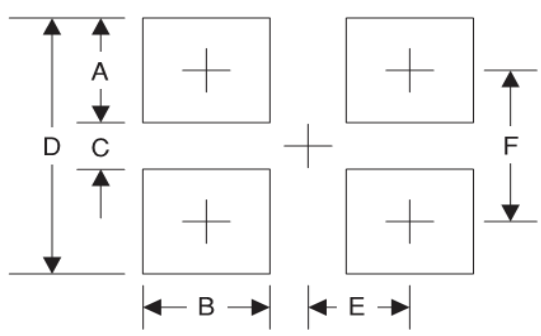

Symbol	Unit (mm)	Unit (inch)
A	2.3	0.091
B	1.3	0.051
C	6.9	0.272
D	11.5	0.453
E	2.6	0.102
F	9.2	0.362

MARKING DIAGRAM

P/N = Specific Device Code
G = Green Compound
YW = Date Code
F = Factory Code

Notice

Specifications of the products displayed herein are subject to change without notice. TSC or anyone on its behalf, assumes no responsibility or liability for any errors or inaccuracies.

Information contained herein is intended to provide a product description only. No license, express or implied, to any intellectual property rights is granted by this document. Except as provided in TSC's terms and conditions of sale for such products, TSC assumes no liability whatsoever, and disclaims any express or implied warranty, relating to sale and/or use of TSC products including liability or warranties relating to fitness for a particular purpose, merchantability, or infringement of any patent, copyright, or other intellectual property right.

The products shown herein are not designed for use in medical, life-saving, or life-sustaining applications. Customers using or selling these products for use in such applications do so at their own risk and agree to fully indemnify TSC for any damages resulting from such improper use or sale.