

2A, 50V - 1400V Glass Passivated Bridge Rectifiers

FEATURES

- Ideal for automated placement
- Reliable low cost construction utilizing molded plastic technique
- High surge current capability
- UL Recognized File # E-326854
- Compliant to RoHS Directive 2011/65/EU and in accordance to WEEE 2002/96/EC
- Halogen-free according to IEC 61249-2-21



DBLS



MECHANICAL DATA

Case: Molded plastic body

Molding compound, UL flammability classification rating 94V-0

Moisture sensitivity level: level 1, per J-STD-020

Part no. with suffix "H" means AEC-Q101 qualified

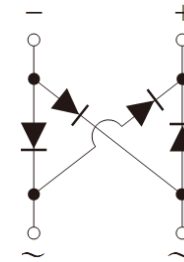
Packing code with suffix "G" means green compound (halogen-free)

Terminal: Matte tin plated leads, solderable per JESD22-B102

Meet JESD 201 class 2 whisker test

Polarity: Polarity as marked on the body

Weight: 0.36 g (approximately)



MAXIMUM RATINGS AND ELECTRICAL CHARACTERISTICS (T _A =25°C unless otherwise noted)												
PARAMETER	SYMBOL	DBLS 201G	DBLS 202G	DBLS 203G	DBLS 204G	DBLS 205G	DBLS 206G	DBLS 207G	DBLS 208G	DBLS 209G	UNIT	
Maximum repetitive peak reverse voltage	V _{RRM}	50	100	200	400	600	800	1000	1200	1400	V	
Maximum RMS voltage	V _{RMS}	35	70	140	280	420	560	700	840	980	V	
Maximum DC blocking voltage	V _{DC}	50	100	200	400	600	800	1000	1200	1400	V	
Maximum average forward rectified current	I _{F(AV)}	2									A	
Peak forward surge current, 8.3 ms single half sine-wave superimposed on rated load	I _{FSM}	50									A	
Rating for fusing (t<8.3ms)	i ² t	10.3									A ² s	
Maximum instantaneous forward voltage (Note 1) I _F = 2 A	V _F	1.15						1.30			V	
Maximum reverse current @ rated V _R T _J =25°C T _J =125°C	I _R	2					500					μA
Typical thermal resistance	R _{θJL} R _{θJA}	15					40					°C/W
Operating junction temperature range	T _J	- 55 to +150									°C	
Storage temperature range	T _{STG}	- 55 to +150									°C	

Note 1: Pulse Test with PW=300μs, 1% Duty Cycle

ORDERING INFORMATION

PART NO.	PART NO. SUFFIX	PACKING CODE	PACKING CODE SUFFIX (*)	PACKAGE	PACKING
DBLS20xG (Note 1)	H	C1	G	DBLS	50 / TUBE
		RD			1,500 / 13" Paper reel

Note 1: "x" defines voltage from 50V (DBLS201G) to 1400V (DBLS209G)

*: Optional available

EXAMPLE

PREFERRED P/N	PART NO.	PART NO. SUFFIX	PACKING CODE	PACKING CODE SUFFIX	DESCRIPTION
DBLS207GHRDG	DBLS207G	H	RD	G	AEC-Q101 qualified Green compound

RATINGS AND CHARACTERISTICS CURVES

(T_A=25°C unless otherwise noted)

FIG.1 FORWARD CURRENT DERATING CURVE

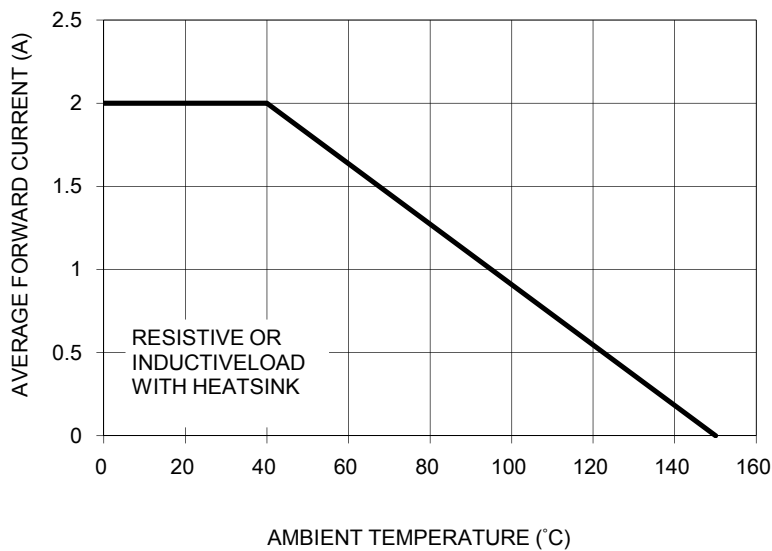


FIG. 2 TYPICAL REVERSE CHARACTERISTICS

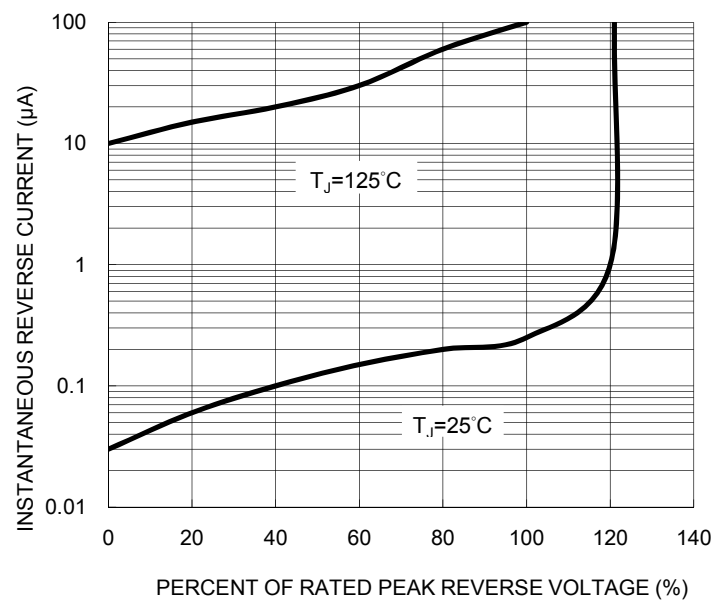


FIG. 3 MAXIMUM NON-REPETITIVE FORWARD SURGE CURRENT

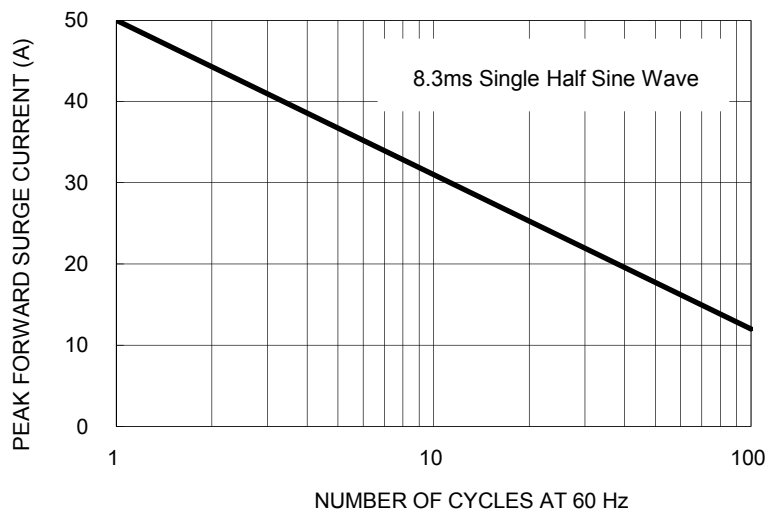


FIG. 4 TYPICAL FORWARD CHARACTERISTICS

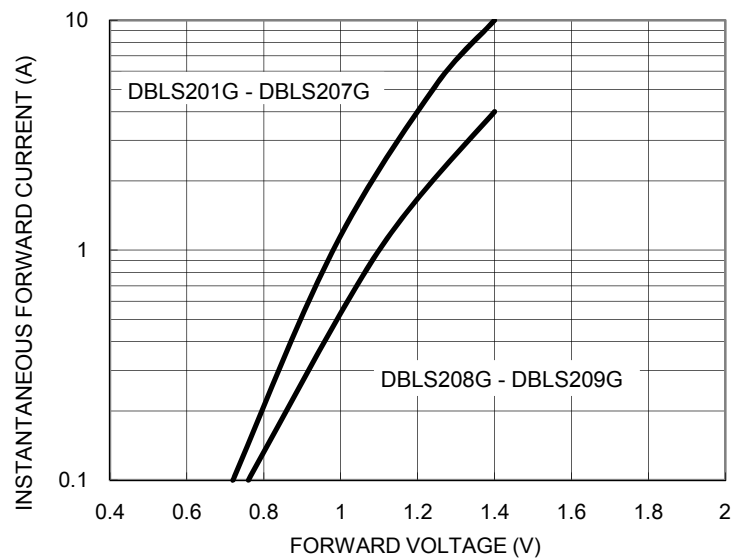


FIG. 5 TYPICAL JUNCTION CAPACITANCE



PACKAGE OUTLINE DIMENSIONS

DBLS



DIM.	Unit (mm)		Unit (inch)	
	Min	Max	Min	Max
A	5.00	5.20	0.197	0.205
B	1.02	1.20	0.040	0.047
C	8.13	8.51	0.320	0.335
D	2.40	2.60	0.094	0.102
E	9.80	10.30	0.386	0.406
F	6.20	6.50	0.244	0.256
G	0.22	0.33	0.009	0.013
H	1.02	1.53	0.040	0.060
I	0.076	0.33	0.003	0.013
J	3.90	4.10	0.154	0.161

SUGGESTED PAD LAYOUT



Symbol	Unit (mm)	Unit (inch)
A	2.3	0.091
B	1.3	0.051
C	6.9	0.272
D	11.5	0.453
E	2.6	0.102
F	9.2	0.362

MARKING DIAGRAM



- P/N = Specific Device Code
- G = Green Compound
- YW = Date Code
- F = Factory Code

Notice

Specifications of the products displayed herein are subject to change without notice. TSC or anyone on its behalf, assumes no responsibility or liability for any errors or inaccuracies.

Information contained herein is intended to provide a product description only. No license, express or implied, to any intellectual property rights is granted by this document. Except as provided in TSC's terms and conditions of sale for such products, TSC assumes no liability whatsoever, and disclaims any express or implied warranty, relating to sale and/or use of TSC products including liability or warranties relating to fitness for a particular purpose, merchantability, or infringement of any patent, copyright, or other intellectual property right.

The products shown herein are not designed for use in medical, life-saving, or life-sustaining applications. Customers using or selling these products for use in such applications do so at their own risk and agree to fully indemnify TSC for any damages resulting from such improper use or sale.