60 Series

Two Terminal Metal Element Current Sense



These non-inductive, 3-piece welded element resistors offer a reliable low-cost alternative to conventional current sense products. With resistance values as low as 0.005Ω, and wattages from 0.1w to 3w, the 60 Series offers a wide variety of design choices.

FEATURES

- Low inductance
- Low cost
- Wirewound performance
- Flameproof

CHARACTERISTICS

Resistor	Nichrome resistive element
Terminals	Copper clad steel or copper depending on style. RoHS solder composition is 96% Sn, 3.5% Ag, 0.5% Cu
Derating	Linearly from 100% @ +25°C to 0% @ +275°C
Tolerance	±3% standard, others available
Power rating	Based on 25°C ambient
Overload	5x rated power for 5 seconds
Inductance	<10nh
To calculate max amps	use the formula √(P/R)

TCR as a function of resistance

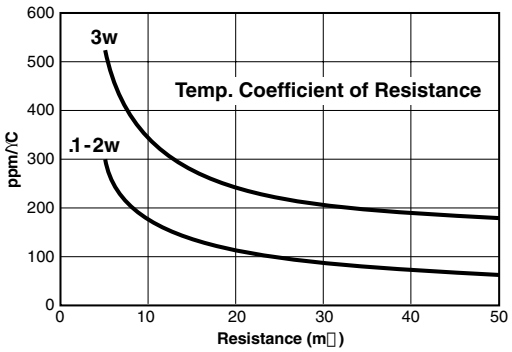

ORDERING INFORMATION

(Partial listing; contact Ohmite for others)

Part Number	Watts	Ohms	Tolerance	Dimensions A (ref.)	B (max.)	C (±0.010)	Lead Ga.
600HR050E	0.1	0.05	3%	2.440	0.155	0.655	24
600HR033E	0.1	0.033	3%	2.440	0.155	0.655	24
600HR036E	0.1	0.036	3%	2.440	0.155	0.655	24
601HR027E	0.125	0.027	3%	2.440	0.155	0.655	24
601HR030E	0.125	0.03	3%	2.440	0.155	0.655	24
601HR025E	0.125	0.025	3%	2.440	0.155	0.655	24
602HR050E	0.2	0.05	3%	3.530	0.250	0.559	22
603HR005E	0.25	0.005	3%	2.440	0.155	0.655	24
603HR010E	0.25	0.01	3%	2.440	0.155	0.655	24
603HR015E	0.25	0.015	3%	2.440	0.155	0.655	24
603HR050E	0.25	0.05	3%	3.685	0.330	1.310	20
604HR010E	0.375	0.01	3%	3.530	0.250	0.559	22
604HR020E	0.375	0.02	3%	3.530	0.250	0.559	22
604HR025E	0.375	0.025	3%	3.530	0.250	0.559	22
604HR100E	0.375	0.01	3%	3.587	0.65	1.125	20
605HR010E	0.5	0.01	3%	3.685	0.355	1.310	20
605HR020E	0.5	0.02	3%	3.685	0.330	1.310	20
605HR030E	0.5	0.03	3%	3.685	0.330	1.310	20
605HR100E	0.5	0.1	3%	3.981	0.750	1.675	18
607HR050E	0.75	0.05	3%	3.587	0.630	1.106	20
607HR005E	0.75	0.005	3%	3.674	0.320	1.310	20
610HR005E	1	0.005	3%	3.587	0.650	1.125	20
610HR010E	1	0.01	3%	3.587	0.630	1.106	20
610HR020E	1	0.02	3%	3.587	0.630	1.106	20
610HR030E	1	0.03	3%	3.587	0.650	1.106	20
610HR050E	1	0.05	3%	3.981	0.750	1.675	18
615HR010E	1.5	0.01	3%	3.981	0.750	1.675	18
615HR020E	1.5	0.02	3%	3.981	0.750	1.675	18
615HR030E	1.5	0.03	3%	3.981	0.750	1.675	18
620HR005E	2	0.005	3%	3.981	0.750	1.675	18
630HR010E	3	0.01	3%	4.125	0.781	1.68*	18
630HR015E	3	0.015	3%	4.125	1.11	2	18
630HR025E	3	0.025	3%	4.125	1.279	2.125	18
630HR050E	3	0.05	3%	4.125	1.664	2.375	18

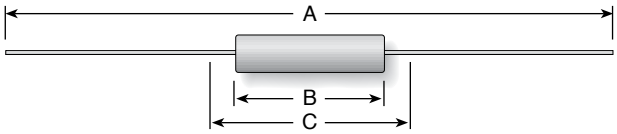

E = RoHS compliant

6 0 5 H R 0 2 0 E

Series

Wattage

00 = 1/10 07 = 3/4
01 = 1/8 10 = 1.0
02 = 1/5 15 = 1.5
03 = 1/4 20 = 2.0
04 = 3/8 30 = 3.0
05 = 1/2

Tolerance

F = 1%
H = 3%
J = 5%

Ohms

R005 = .005
R010 = .01
R020 = .02
R050 = .05
R100 = 0.10

*Reference dimensions; contact Ohmite for details