THIS DRAWING IS UNPUBLISHED
VERTRAULICH UNVERÖFFENTLICHT ZEICHNUNG
© COPYRIGHT 2007 Tyco Electronics AMP GmbH
RELEASED FOR PUBLICATION JUNE 2007
FREI FUER VEROEFFENTLICHUNG
ALL RIGHTS RESERVED.
ALLE RECHTE VORBEHALTEN.
MATED WITH
PASSEND ZU
SEE NOTES

LOC	DIST
A1	-

PROJEKT NR. EGATN07246

REVISIONS
ÄNDERUNGEN

P	LTR	DESCRIPTION BESCHREIBUNG	DATE	DWN	APVD
	G	DETAILS SEE PCN E-08-021569	16FEB2009	SJ	CE
	H	DETAILS SEE PCN E-10-019600	22SEP2010	AK	JG
	H1	DETAILS SEE PCN E-11-009362	26MAY2011	CG	JG

CUT OFF (SYMMETRIC)
Befestigungsausschnitt (symmetrisch)

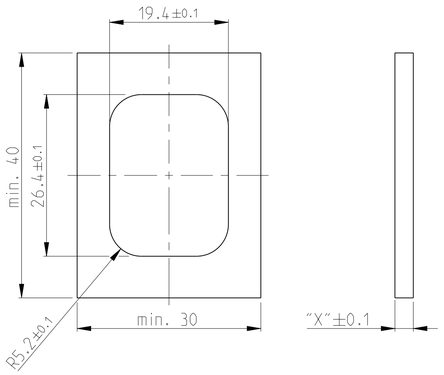

CUT OFF WITH POLARISATION (H)
Befestigungsausschnitt mit Polarisation

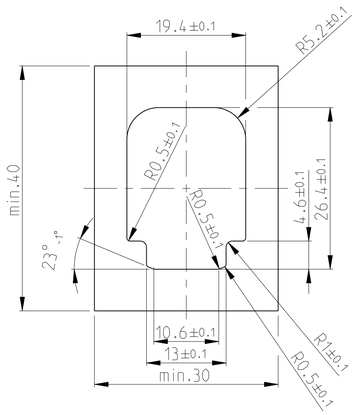

FIXING WITH SLIDE Befestigung mit Schieber	
WALLTHICKNESS "X" Wandstaerke "X"	TE ORDER NO. TE Best. Nr.
1.5mm	N.N.
2.5mm	0-1703838-2
3.0mm	0-1703838-1
3.5mm	0-1703838-6 (H1)
4mm	N.N.

POLARISATION FEATURE
Polarisations-Merkmal (H)

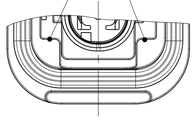

SLIDE FROM BOTH DIRECTIONS MOUNTABLE
Schieber von beiden Seiten montierbar

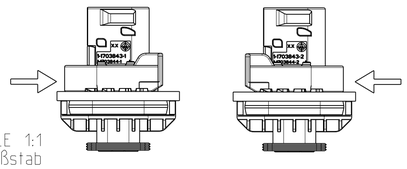

SCALE 1:1
Maßstab

2 POS. VERSION
2 pol. Version
PN X-1703843-2

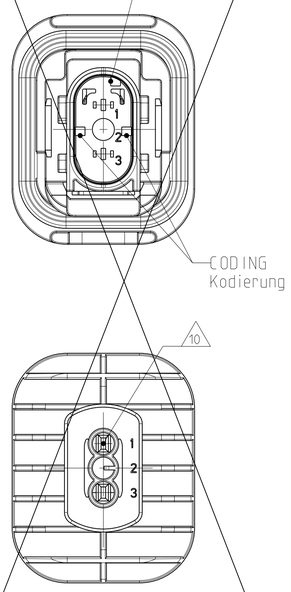

CODING "A"
Kodierung

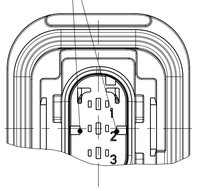

PN: 1-1703843-X

CODING "C"
Kodierung

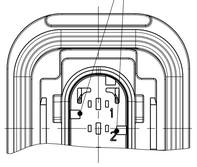

PN: 3-1703843-X

CODING "B"
Kodierung

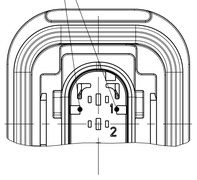

PN: 2-1703843-X

CODING "D"
Kodierung

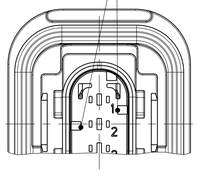

PN: 4-1703843-X

1-1703843-1 AS SHOWN
1-1703843-1 wie gezeigt

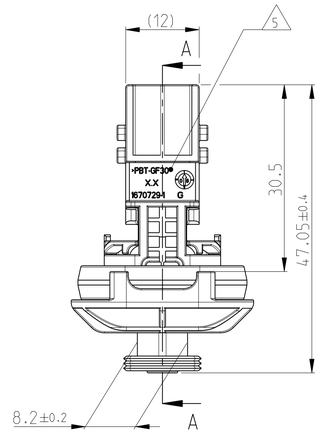

SECTION K-K
Schnitt

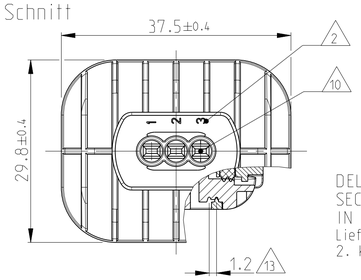

DELIVERY CONDITION:
SECONDARY LOCKING DEVICE
IN PRE-LOCKED POSITION
Lieferzustand:
2. Kontaktsicherung in Vorraststellung

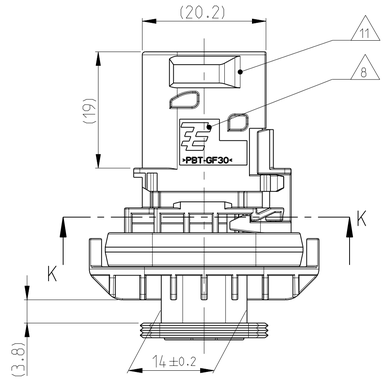

SECTION A-A
Schnitt

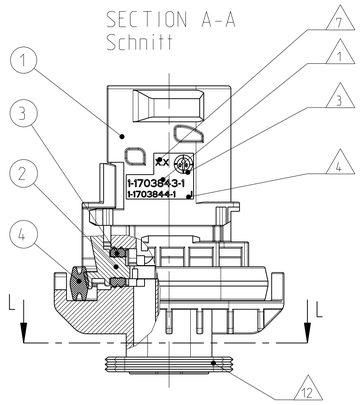

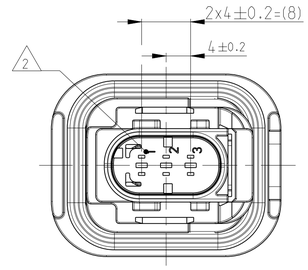

SECTION L-L
Schnitt

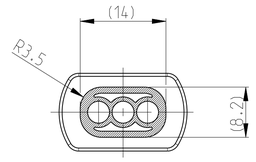

NOTES
Bemerkungen

1. TE ORDER-NO.
TE Bestell-Nr.

2. CAVITY NUMBERING
Kammerbezeichnung

3. PRODUCTION DATE
Produktionsdatum

4. LETTER-INSERT FOR THE REVISION STATUS OF THE MOULD
Schriftsatz fuer Aenderungszustand des Werkzeuges

5. MATERIAL MARKING ACCORDING TO VDA 260
Werkstoffkennzeichnung nach VDA 260

6 BULK PACKAGING IN CORRUGATED BOX
Schuettgut im Versandkarton

7. MOULD CAVITY MARKING
Nestmarkierung

8. TE LOGO
TE Logo

9 SUITABLE COUNTERPART SEE DRAWING: 1418448
passendes Gegenstueck siehe Zeichnung: 1418448

10. CAVITIES MATED WITH TAB 1.6 x 0.6 MM (SWS)
SEE PRODUCT GROUP DRAWING
TE NO: 1355055
MAX. WIRE SIZE: 1.0mm² FLR

Kontaktkammer passend fuer Flachstecker 1.6 x 0.6 mm (EDS)
siehe Produktgruppenzeichnung
TE Nr: 1355055
max. Drahtgroessenbereich: 1.0mm² FLR

11. INTERFACE ACC. Drawing: 114-18743-1
Kragenanschluss nach Zeichnung: 114-18743-1

(H) 12. MATED WITH COVER SEE DRAWING: 1670150. 1670365
AND COVERS OF GROUP B ON PRODUCT GROUP DRAWING 1563709
Passend zu Kappe siehe Zeichnung: 1670150. 1670365
und Kappen der Gruppe B auf Produktgruppenzeichnung 1563709

13. SLIDING DISTANCE OF SECONDARY LOCKING
Verschiebeweg der zweiten Kontaktsicherung

(H1) 14 MALFUNCTION CAUSED BY LAQUER IS NOT
COVERD BY TE WARRANTY
Funktionsbeeintraechtigung durch Lackieren. Liegt nicht
im Einfluss und Gewaehrleistungsumfang von TE

ITEM NO	DESCRIPTION Beschreibung	COLOUR Farbe	MATERIAL
1	3POS. TAB HOUSING CODE "A" 3pol. Flachsteckergehaeuse Kod. "A"	BLACK schwarz	PBT-GF30 / V-0
1	3POS. TAB HOUSING CODE "B" 3pol. Flachsteckergehaeuse Kod. "B"	GREY grau	PBT-GF30 / V-0
1	3POS. TAB HOUSING CODE. "C" 3pol. Flachsteckergehaeuse Kod. "C"	GREEN gruen	PBT-GF30 / V-0
1	3POS. TAB HOUSING CODE. "D" 3pol. Flachsteckergehaeuse Kod. "D"	BLUE blau	PBT-GF30 / V-0
1	2POS. TAB HOUSING CODE "A" 2pol. Flachsteckergehaeuse Kod. "A"	BLACK schwarz	PBT-GF30 / V-0
1	2POS. TAB HOUSING CODE. "B" 2pol. Flachsteckergehaeuse Kod. "B"	GREY grau	PBT-GF30 / V-0
1	2POS. TAB HOUSING CODE. "C" 2pol. Flachsteckergehaeuse Kod. "C"	GREEN gruen	PBT-GF30 / V-0
1	2POS. TAB HOUSING CODE "D" 2pol. Flachsteckergehaeuse Kod. "D"	BLUE blau	PBT-GF30 / V-0
2	SECONDARY LOCKING DEVICE zweite Kontaktsicherung	YELLOW gelb	PBT-GF30 / V-0
3	SEAL FOR SECONDARY LOCKING Dichtung fuer zweite Kontaktsicherung	WHITE weiss	MVQ
4	WIRE SEAL 2.0x3.0 Adrianlaufdichtung 2.0x2.4	GREEN gruen	MVQ

TE ORDER-NO. TE Bestell-Nr.	REV.	NO. OF POS. Polzahl	CODE Kodierung	1	2	3	4	5	6	7	8	9	10	11	12	13	14
4-1703843-2	H	2	D	-	-	-	-	-	-	-	1	1	1	1	1	8	
3-1703843-2	H	2	C	-	-	-	-	-	-	1	-	1	1	1	1	7	
2-1703843-2	H	2	B	-	-	-	-	-	1	-	-	1	1	1	1	6	
1-1703843-2	H	2	A	-	-	-	-	1	-	-	-	1	1	1	1	5	
4-1703843-1	H	3	D	-	-	-	1	-	-	-	-	1	1	1	1	4	
3-1703843-1	H	3	C	-	-	1	-	-	-	-	-	1	1	1	1	3	
2-1703843-1	H	3	B	-	1	-	-	-	-	-	-	1	1	1	1	2	
1-1703843-1	H	3	A	1	-	-	-	-	-	-	-	1	1	1	1	1	
				QUANTITY Stueck												ITEM NO ASSY	

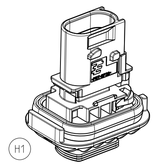

(H1)

SCALE 1:1
Maßstab

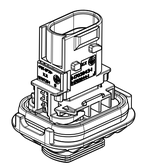

SCALE 1:1
Maßstab

THIS DRAWING IS A CONTROLLED DOCUMENT.
DIESES ZEICHNUNGSDOKUMENT WIRD DURCH AMP-INCORPORATED KONTROLLIERT.
ÄNDERUNGEN, DIE DEM TECHNISCHEN FORTSCHRITT DIENEN, SIND VORBEHALTEN.
DEN ZWEILETZTGÜLTIGEN ÄNDERUNGSSTAND ERFAHREN SIE AUF ANFRAGE.

DIMENSIONS: MASSEINHEITEN: mm

TOLERANCES UNLESS OTHERWISE SPECIFIED: ALLGEMEINTOLERANZEN
1 PLC ±
2 PLC ±
3 PLC ±
4 PLC ±
ANGLES/WINKEL ±2°
ISO 8015 DIN 16901-140

MATERIAL: SEE TABLE / siehe Tabelle
FINISH/OBERFLÄCHE/FARBE: SEE TABLE / siehe Tabelle

DWN	S.Jaeger	25SEP2007
CHK	J.Granzow	26SEP2007
APVD	C.Eberwein	27SEP2007

PRODUCT SPEC PRODUKTSPEZ. 108-94020
APPLICATION SPEC VERARBEITUNGSSPEZ. 114-18756
WEIGHT GEWICHT 15.13g (H)

TE Connectivity

NAME: 3POS. TAB 1.6x0.6. TAB HSG. ASSY
3pos. TAB 1.6x0.6. Flachsteckergehaeuse HDSCS - GROUP A

SIZE	CAGE CODE	DRAWING NO. ZEICHNUNGS-NR.	RESTRICTED TO NUR FUER
A1	00779	C-1703843	-

CUSTOMER DRAWING / KUNDENZEICHNUNG | SCALE MASSSTAB 2:1 | SHEET BLATT 1 OF VON 1 | REV. H1

4805 (3/11)

Pro/ENGINEER DRAWING