

PLASTIC BODY SOLENOIDS



Description

Sealed solenoids are protected against ingress of moisture or contaminants such as oil or gasoline. Maximum operating voltage 14V DC. Cycle life: 10,000 min.

Features and Benefits

- Glass-filled nylon construction. Lightweight, durable and resistant to corrosion.
- Perfect for a wide variety of applications.
- Resistant to high or low temperatures (-40° C to 60° C)
- Many configurations: multiple mountings and terminals; sealed/unsealed; 12V – 48V.



- SPST, normally Open contacts.
- 200A make and break, 5 secs On, 5 secs Off. 300A inrush. Max On time 20 secs.
- Sealed solenoids: 200A make and break, 5 secs On, 5 secs Off. 500A inrush, Max On time: 20 secs.
- Allow at least 40 secs cooling after max On time.

Intermittent Duty Solenoids, 200A

Applications: For starting small engines, including lawn tractors, golf carts and sweepers.

PART NUMBER	VOLTAGE	CONTACT	BRACKET	LARGE STUDS	COIL TERMINALS	COIL TYPE
24512-03	12V	Copper	L	5/16"-24	2 blades	Insulated
24512-13	12V	Copper	F	5/16"-24	2 blades	Insulated
24612-03	12V	Copper	L	5/16"-24	2 10-32 studs	Insulated
24612-13	12V	Copper	F	5/16"-24	2 10-32 studs	Insulated
24612-G13	12V	Copper	F	5/16"-24	1 10-32 stud	Grounded
24712-S6	12V	Copper	L	1/4"-20	2 8-32 studs	Insulated, sealed
24712-S7	12V	Copper	F	1/4"-20	2 8-32 studs	Insulated, sealed
24712-GS7	12V	Copper	F	1/4"-20	1 8-32 stud	Grounded, sealed



- SPST, normally Open contacts.
- 100A make and break, 400A inrush.

Continuous Duty Solenoids, 100A

Applications: For starting small engines, including lawn tractors, golf carts and sweepers.

PART NUMBER	VOLTAGE	CONTACT	BRACKET	LARGE STUDS	COIL TERMINALS	COIL TYPE
24512-10	12V	Silver	F	5/16"-24	2 blades	Insulated
24612	12V	Silver	L	5/16"-24	2 10-32 studs	Insulated
24612-10	12V	Silver	F	5/16"-24	2 10-32 studs	Insulated
24612-G10	12V	Silver	F	5/16"-24	1 10-32 stud	Grounded
24624-10	24V	Silver	F	5/16"-24	2 10-32 studs	Insulated
24636	36V	Silver	L	5/16"-24	2 10-32 studs	Insulated

12V: maximum operating voltage 14V DC. Cycle life: 50,000 min.
 24V: maximum operating voltage 27V DC. Cycle life: 50,000 min.
 36V: maximum operating voltage 36V DC. Cycle life: 50,000 min.

PLASTIC BODY SOLENOIDS



- SPST Normally Open Contacts.
- 12-48V DC 225A make and break.
- Inrush 600A.
- Also available by special order as Intermittent Duty. 12-24V DC intermittent. 300A make and break. Inrush 600A. 20 secs On, 5 min Off. Maximum On time 10 min.



- With dynamic braking capability.
- DPDT Intermittent Duty.
- 12V DC 75A make and break, max On time 5 mins. 12V DC 125A make and break, max On time 30 secs. 12V DC 150A make and break, max On time 0.5 secs. Allow 5 mins Off after max On time.

Heavy Service Continuous Duty Solenoids, 225A

Applications: For use with heavy vehicles, materials handling, hydraulic systems, large DC machinery, and electric vehicles.

PART NUMBER	VOLTAGE	CONTACT	BRACKET	LARGE STUDS	COIL TERMINALS	COIL TYPE
24812	15V	Copper	L	5/16"-24	2 10-32 studs	Insulated
24836	36V	Silver	L	5/16"-24	2 10-32 studs	Insulated
24848	48V	Silver	L	5/16"-24	2 10-32 studs	Insulated

12V: maximum operating voltage 14V DC. Cycle life: 25,000 min.

24V: maximum operating voltage 27V DC. Cycle life: 50,000 min.

36V: maximum operating voltage 36V DC. Cycle life: 50,000 min.

48V: maximum operating voltage 48V DC. Cycle life: 50,000 min.

Motor Reversing Solenoid

Applications: For reversing motors such as hoists, winches, windlasses and snowplow blades.

PART NUMBER	VOLTAGE	CONTACT	BRACKET	LARGE STUDS	COIL TERMINALS	COIL TYPE
24450	12V	Copper	F	5/16"-24	2 blades	Common Ground

Maximum operating voltage 14.5V DC. Cycle life: 10,000 cycles at 5 secs On, 25 secs Off. Solenoids for other voltages may be available by special order.

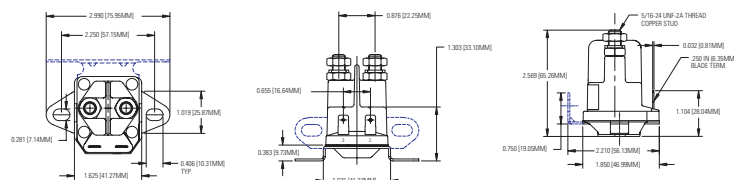
Two solenoids in one for cost and space savings and simpler wiring. Two integral solenoids provide dynamic braking for permanent magnet motors, when neither coil is energized.

Use one of the many different Littelfuse SPDT momentary switches: rocker (such as 58027-04) toggle (such as 55021) rotary (such as 72154-01/02) or key locked rotary switch (such as 75705-01).

Drawings

Other models and combinations are available: please consult Littelfuse.com

Intermittent & Continuous Duty Solenoids



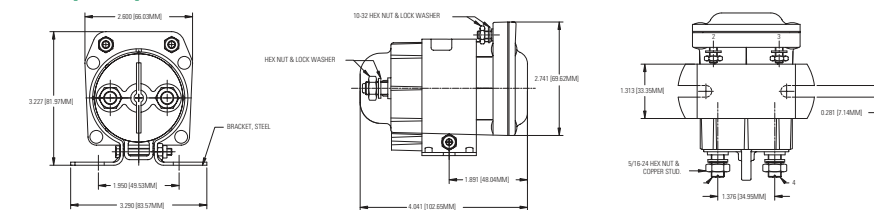
Shown: Insulated solenoid with 5/16" studs and two coil blade terminals.

Not Shown:

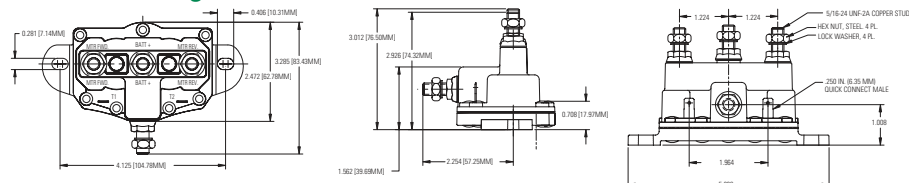
- Grounded solenoid with 5/16" studs and one coil blade terminal.
- Insulated solenoid with 5/16" studs and 10-32 coil studs
- Insulated solenoid with 1/4"-20 and 8-32 coil studs.

All solenoids in this style have similar overall dimensions.

Heavy Duty Solenoids 24812, 24836, 24848



Motor Reversing Solenoid 24450



Visit Littelfuse.com for the most up-to-date product information. Littelfuse products are designed for specific applications and should not be used for any purpose (including, without limitation, automotive applications) not expressly set forth in applicable Littelfuse product documentation. Warranties granted by Littelfuse shall be deemed void for products used for any purpose not expressly set forth in applicable Littelfuse product documentation. Littelfuse shall not be liable for any claims or damages arising out of products used in applications not expressly intended by Littelfuse as set forth in applicable Littelfuse product documentation.