

3M™ Surface Mount Header

.100" × .100" High Temperature

N4600 Series



- Compliant gull wing leads make a reliable surface mount connection which is easily inspectable
- Optional ejector latches
- Shrouded to prevent physical and chemical pin damage
- High temperature plastic for vapor phase reflow process
- Slotted mounting flanges for securing header to board
- Raised body for easy inspection and repair
- Leads are protected within the body shadow
- RoHS Compliant. See the Regulatory Information Appendix (RIA) in the “RoHS Compliance” section of www.3Mconnector.com for compliance information.

Date Modified: January 6, 2011

TS-0168-D
Sheet 1 of 3

Physical

Insulator

Material: Glass Filled Polyester (PCT)
Flammability: UL 94V-0
Color: Black

Contact:

Material: Copper Alloy

Plating

Underplating: 100 μ" [2.54 μm] Nickel
Wiping Area: 30 μ" [0.76 μm] Gold
Solder Tails: 200 μ" [5.08 μm] 60/40 Tin Lead or 300 μ" Matte Tin
(See Ordering Information)

Marking: 3M Logo, Part Identification Number and Orientation Triangle

Electrical

Current Rating: 1 A

Insulation Resistance: >1 x 10⁹ W at 500 V_{DC}

Withstanding Voltage: 1,000 V_{RMS} at Sea Level

Environmental

Temperature Rating: -55°C to +105°C

Process: 260°C (per J-STD-020C)

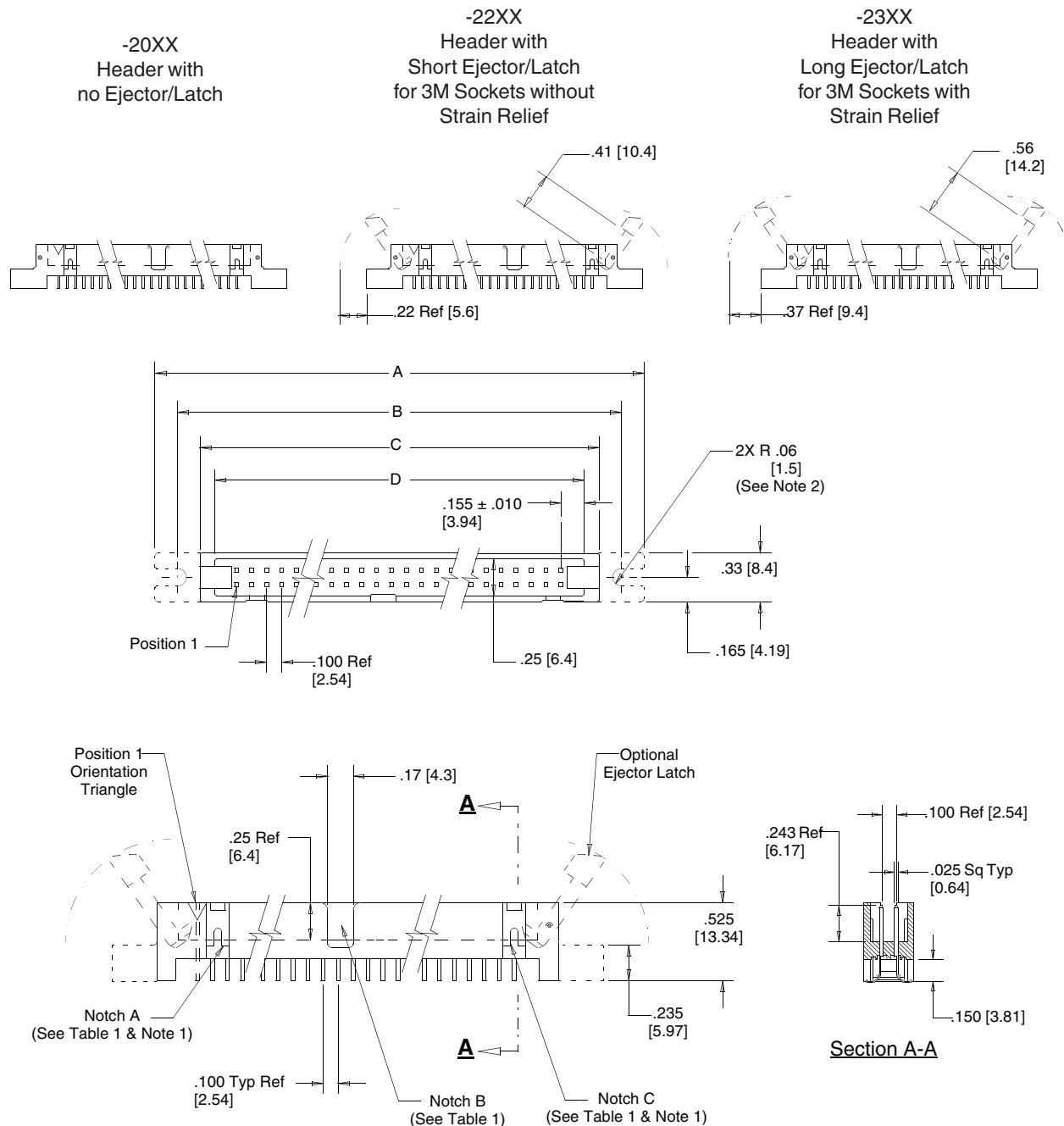
Moisture Sensitivity Level: 1 (per J-STD-020C)

UL File No.: E68080

3M™ Surface Mount Header

.100" × .100" High Temperature

N4600 Series



Notes:

1. Notches A and C will accommodate 3M™ Polarization Key N3518.
 2. Accepts a #4, #2, or 3 mm Panhead Machine Screw and Nut.
 3. Mounting ears provide mechanical protection to solder joints and are recommended.
- For applications where there is not room for mounting ears, ejector/latches should be used.

Inch (mm)			
Tolerance Unless Noted			
	.0	.00	.000
Inch	± .1	± .01	± .005

[] Dimensions for
Reference only

TS-0168-D
Sheet 2 of 3

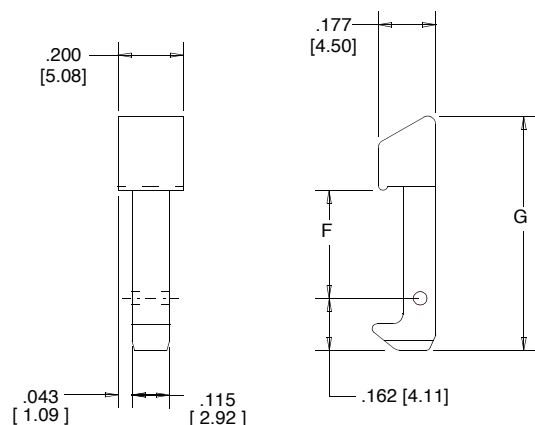
3M™ Surface Mount Header

.100" × .100" High Temperature

N4600 Series

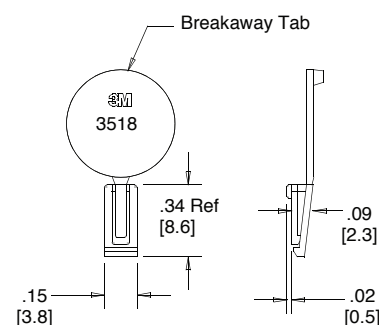
Table 1						
Pin Qty	Part Number	Dimensions				Polarizing Notches
		A	B	C	D	
10	N4610	1.50 [38.2]	1.20 [30.5]	0.90 [22.9]	0.71 [18.0]	B
14	N4614	1.70 [43.2]	1.40 [35.6]	1.10 [28.0]	0.91 [23.1]	BC
16	N4616	1.80 [45.8]	1.50 [38.2]	1.20 [30.5]	1.01 [25.6]	ABC
20	N4620	2.00 [50.9]	1.70 [43.2]	1.40 [35.6]	1.21 [30.7]	ABC
26	N4626	2.30 [58.5]	2.00 [50.9]	1.70 [43.2]	1.51 [38.3]	ABC
34	N4634	2.70 [68.6]	2.40 [61.0]	2.10 [53.4]	1.91 [48.5]	ABC
40	N4640	3.00 [76.3]	2.70 [68.6]	2.40 [61.0]	2.21 [56.1]	ABC
50	N4650	3.50 [89.0]	3.20 [81.3]	2.90 [73.7]	2.71 [68.8]	ABC
60	N4660	4.00 [101.7]	3.70 [94.0]	3.40 [86.4]	3.21 [81.5]	ABC

Table 2			
3M Part Number	Latch Descr.	Latch/Ejector Dimensions	
		F	G
N3505-22	Short	0.335 [8.51]	0.726 [18.44]
N3505-23	Long	0.484 [12.29]	0.875 [22.23]



Latch/Ejector

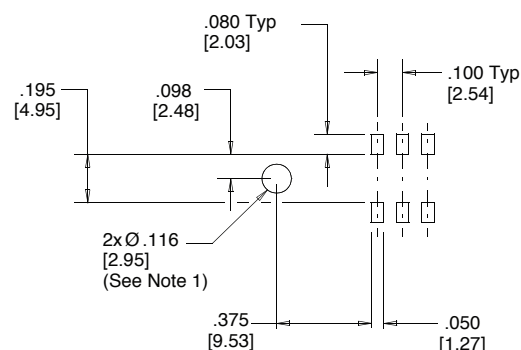
Material: Glass Filled Polyester (PCT)



3M Part No. N3518

Polarizing Key

Material: Black LCP



Recommended Printed Circuit Board Pattern

Ordering Information

Pin Quantity: (See Table 1) **N46XX-2XXX-XX**

Latch Option:
 0 = No ejector latch
 2 = Short ejector latch
 3 = Long ejector latch

Polarization:
 0 = for pin qty 14 to 60
 5 = for pin qty 10

Body Style:
 0 = with mounting ears
 1 = without mounting ears

Plating suffix:
 blank = tin-lead solder tails (RIA E3 & C2 Apply)
 RB = matte tin solder tails (RIA E1 & C1 Apply)

Polarizing Key (Order separately) N3518 (black only)

Ejector Latch

(May be ordered separately for use with N46XX-20XX-XX version)

N3505-22B (short, black)
 N3505-23B (long, black)

TS-0168-D
 Sheet 3 of 3



Electronic Solutions Division
 Interconnect Solutions

<http://www.3Mconnector.com>

3M is a trademark of 3M Company.
 For technical, sales or ordering information call
800-225-5373

Important Notice

All statements, technical information, and recommendations related to 3M's products are based on information believed to be reliable, but the accuracy or completeness is not guaranteed. Before using this product, you must evaluate it and determine if it is suitable for your intended application. You assume all risks and liability associated with such use. Any statements related to the product which are not contained in 3M's current publications, or any contrary statements contained on your purchase order shall have no force or effect unless expressly agreed upon, in writing, by an authorized officer of 3M.

Warranty; Limited Remedy; Limited Liability.

This product will be free from defects in material and manufacture for a period of ninety (90) days from the time of purchase. **3M MAKES NO OTHER WARRANTIES INCLUDING, BUT NOT LIMITED TO, ANY IMPLIED WARRANTY OF MERCHANTABILITY OR FITNESS FOR A PARTICULAR PURPOSE.** If this product is defective within the warranty period stated above, your exclusive remedy shall be, at 3M's option, to replace or repair the 3M product or refund the purchase price of the 3M product. **Except where prohibited by law, 3M will not be liable for any indirect, special, incidental or consequential loss or damage arising from this 3M product, regardless of the legal theory asserted.**



3M Electronics Solutions Division

6801 River Place Blvd.
Austin, TX 78726-9000
U.S.A.
1-800-225-5373
www.3Mconnector.com

Please recycle. Printed in USA.
© 3M 2010. All rights reserved.
RIA-2217B-E

3M is a trademark of 3M Company.