


ETM620

ETX V3.0 SoM with AMD Geode™ LX Family and Multiple I/O Features

Features

- AMD Geode™ LX800 processor onboard
- AMD LX800 + CS5536AD + ITE8888G chipset
- DDR-333/400 SO-DIMM, up to 1GB
- 2 SATA-150, 2 PATA-100
- Supports CRT, TTL LCD
- 3 PCI Bus master, ISA Bus supported
- TV-out (optional)
- Extended operating temperature (optional)





Core System

CPU	AMD Geode™ LX800 processor onboard
System Memory	1 x 200-pin DDR-333/400 SO-DIMM, up to 1GB
Chipset	AMD LX800 + CS5536AD
BIOS	Phoenix-Award
SSD	1 x CompactFlash™ type-II (optional; for PIO mode support only)
Watchdog Timer	255 levels, 1~255 sec.
Expansion Interface	4 x 32-bit PCI bus master 16-bit ISA bus
Battery	N/A
Power Requirements	AMD LX800@500 MHz, 512MB DDR Max. RMS: +5V @ 1.547A
Size	114 x 95 mm
Board Thickness	1.6 mm
Operating Temperature	Standard: 0°C ~ +60°C (32°F ~ 140°F) Optional: -40°C ~ +85°C (-40°F ~ +185°F)
Relative Humidity	10% ~ 95% relative humidity, non-condensing

I/O

MIO	2 x IDE; PATA-100 1 x FDD (optional) 1 x LPT; with SPP/EPP/ECP supported 1 x PS/2 Keyboard & mouse 2 x UARTs 1 x IrDA
SATA	2 x SATA-150
Hardware Monitoring	Detect CPU/system temperature and voltage
Ethernet	1 port as 10/100 Mbps supports Wake-on-LAN, RPL/PXE Boot ROM with Realtek RTL8139DL
Audio	AC'97 Codec audio as MIC-in/Line-in/Line-out with Realtek ALC203
USB	4 x USB 2.0



▲ Rear view

Display

Chipset	AMD LX integrated
Memory Size	Max. up to 254 MB
Display Interface	1 x VGA 1 x TTL LCD; Max up to 24-bit

Packing List

Quick installation guide, user's manual/utility CD, cable

Ordering Information

Standard	
ETM620VEA-500 (P/N: E38G620100) (Fanless)	ETX 3.0 SoM with AMD Geode™ LX800 CPU onboard, VGA/TTL LCD, 10/100 Mbps Ethernet, AC'97 audio and 2 UARTs ports

Optional	
ETM620VEA-500-ET (P/N: E38G620102) (Fanless)	ETX 3.0 SoM with AMD Geode™ LX800 CPU onboard, VGA/TTL LCD, 10/100 Mbps Ethernet, AC'97 audio, 2 UARTs ports and W.T. support (-40°C ~ +85°C)

* W.T.: Wide Temperature

