

## 4A, 200V - 600V Ultrafast Glass Passivated Rectifiers

### FEATURES

- Ideally suited for use in very high frequency switching power supplies, inverters and as free wheeling diodes
- Ultrafast recovery time for high efficiency
- Excellent high temperature switching
- Glass passivated junction
- Compliant to RoHS Directive 2011/65/EU and in accordance to WEEE 2002/96/EC
- Halogen-free according to IEC 61249-2-21



**DO-201AD**

### MECHANICAL DATA

**Case:** DO-201AD

Molding compound, UL flammability classification rating 94V-0

Part no. with suffix "H" means AEC-Q101 qualified

Packing code with suffix "G" means green compound (halogen-free)

**Terminal:** Pure tin plated leads, solderable per JESD22-B102

Meet JESD 201 class 2 whisker test

**Weight:** 1.2 g (approximately)

MAXIMUM RATINGS AND ELECTRICAL CHARACTERISTICS (T <sub>A</sub> =25°C unless otherwise noted)					
PARAMETER	SYMBOL	MUR420	MUR440	MUR460	UNIT
Maximum repetitive peak reverse voltage	V <sub>RRM</sub>	200	400	600	V
Maximum RMS voltage	V <sub>RMS</sub>	140	280	420	V
Maximum DC blocking voltage	V <sub>DC</sub>	200	400	600	V
Maximum average forward rectified current	I <sub>F(AV)</sub>	4			A
Peak forward surge current, 8.3 ms single half sine-wave superimposed on rated load	I <sub>FSM</sub>	125			A
Maximum instantaneous forward voltage (Note 1) @ 4 A	V <sub>F</sub>	0.89	1.28		V
Maximum reverse current @ rated V <sub>R</sub>	I <sub>R</sub>	5 150	10 250		μA
					T <sub>J</sub> =25°C T <sub>J</sub> =125°C
Maximum reverse recovery time (Note 2)	t <sub>rr</sub>	25	50		ns
Typical junction capacitance (Note 3)	C <sub>J</sub>	65			pF
Typical thermal resistance	R <sub>θJL</sub>	15			°C/W
	R <sub>θJA</sub>	28			
Operating junction temperature range	T <sub>J</sub>	- 55 to +175			°C
Storage temperature range	T <sub>STG</sub>	- 55 to +175			°C

Note 1: Pulse Test with PW=300μs, 1% Duty Cycle

Note 2: Reverse Recovery Test Conditions: I<sub>F</sub>=0.5A, I<sub>R</sub>=1.0A, I<sub>RR</sub>=0.25A

Note 3: Measured at 1 MHz and Applied Reverse Voltage of 4.0V D.C.

ORDERING INFORMATION					
PART NO.	PART NO. SUFFIX	PACKING CODE	PACKING CODE SUFFIX (*)	PACKAGE	PACKING
MUR4x0 (Note 1)	H	A0	G	DO-201AD	500 / Ammo box
		R0		DO-201AD	1,250 / 13" Paper reel
		B0		DO-201AD	500 / Bulk packing
		X0		DO-201AD	Forming

Note 1: "x" defines voltage from 200V (MUR420) to 600V (MUR460)

\*: Optional available

EXAMPLE					
PREFERRED P/N	PART NO.	PART NO. SUFFIX	PACKING CODE	PACKING CODE SUFFIX	DESCRIPTION
MUR460HA0G	MUR460	H	A0	G	AEC-Q101 qualified Green compound

**RATINGS AND CHARACTERISTICS CURVES**

(T<sub>A</sub>=25°C unless otherwise noted)

FIG. 1- MAXIMUM FORWARD CURRENT DERATING CURVE

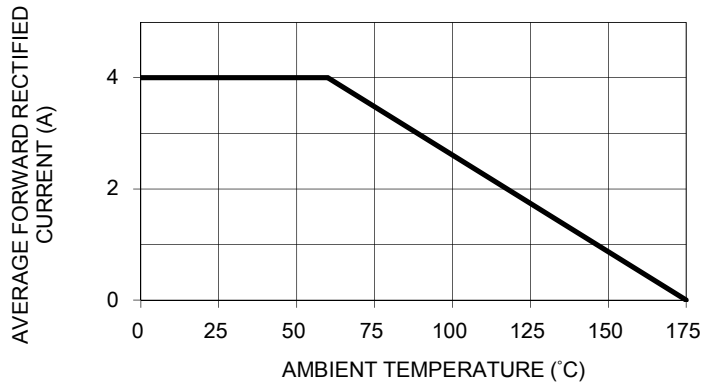


FIG. 2- MAXIMUM NON-REPETITIVE FORWARD SURGE CURRENT

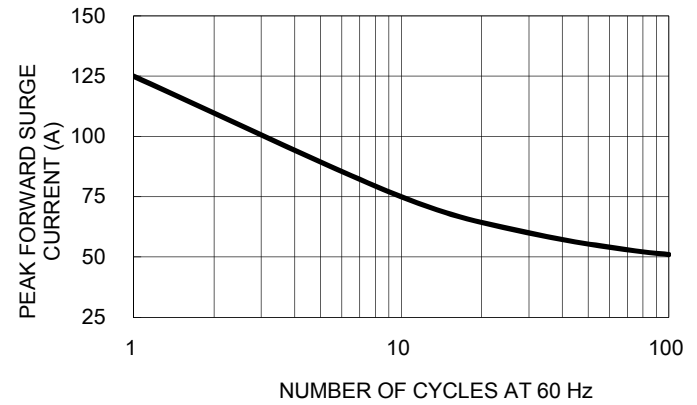


FIG. 3 TYPICAL INSTANTANEOUS FORWARD CHARACTERISTICS

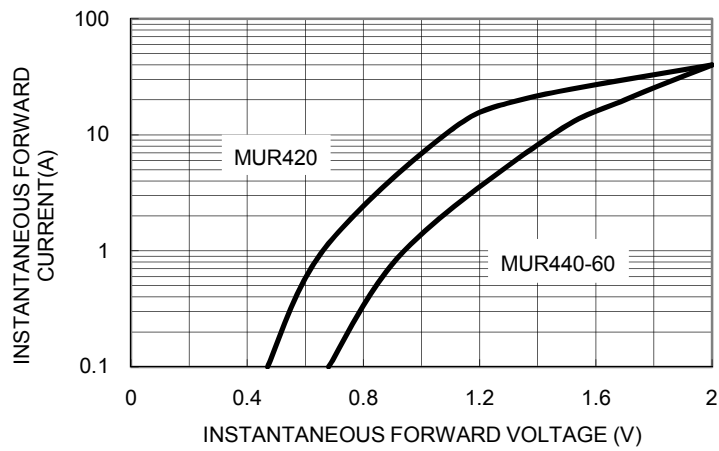


FIG. 4 TYPICAL REVERSE CHARACTERISTICS

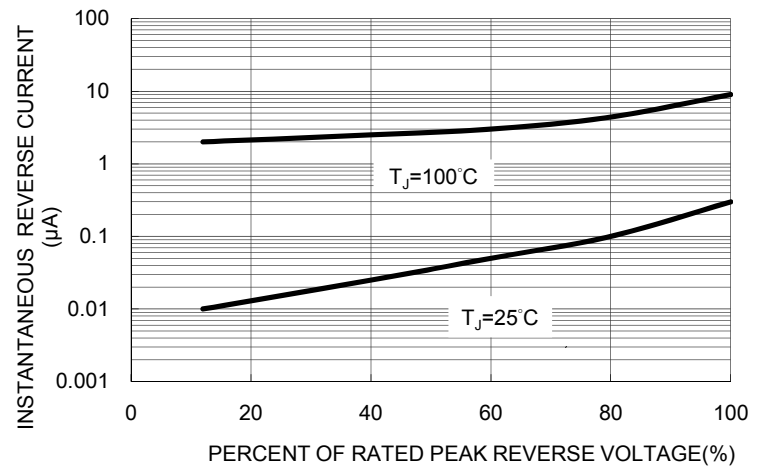


FIG. 5 TYPICAL JUNCTION CAPACITANCE

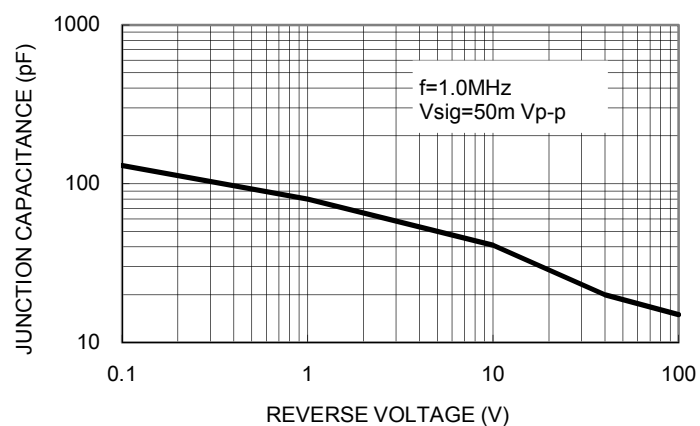
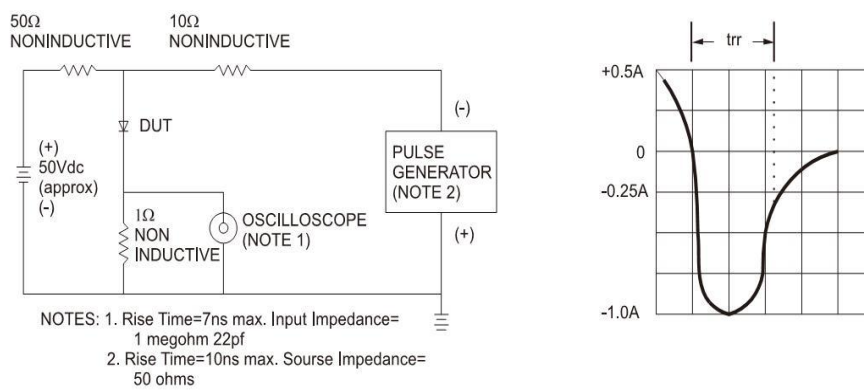
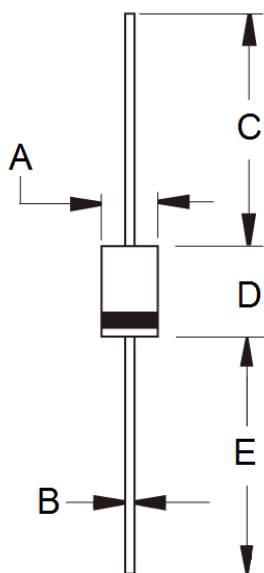


FIG.6- REVERSE RECOVERY TIME CHARACTERISTIC AND TEST CIRCUIT DIAGRAM



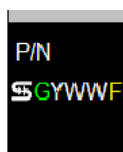
PACKAGE OUTLINE DIMENSIONS

DO-201AD



DIM.	Unit (mm)		Unit (inch)	
	Min	Max	Min	Max
A	5.00	5.60	0.197	0.220
B	1.20	1.30	0.048	0.052
C	25.40	-	1.000	-
D	8.50	9.50	0.335	0.375
E	25.40	-	1.000	-

MARKING DIAGRAM



P/N = Specific Device Code  
G = Green Compound  
YWW = Date Code  
F = Factory Code

## Notice

Specifications of the products displayed herein are subject to change without notice. TSC or anyone on its behalf, assumes no responsibility or liability for any errors or inaccuracies.

Information contained herein is intended to provide a product description only. No license, express or implied, to any intellectual property rights is granted by this document. Except as provided in TSC's terms and conditions of sale for such products, TSC assumes no liability whatsoever, and disclaims any express or implied warranty, relating to sale and/or use of TSC products including liability or warranties relating to fitness for a particular purpose, merchantability, or infringement of any patent, copyright, or other intellectual property right.

The products shown herein are not designed for use in medical, life-saving, or life-sustaining applications. Customers using or selling these products for use in such applications do so at their own risk and agree to fully indemnify TSC for any damages resulting from such improper use or sale.