



TECHNICAL SPECIFICATION

INSULATOR MATERIAL : THERMOPLASTIC POLYESTER UL94V-0, GREY
 HOUSING CAN WITHSTAND EXPOSURE TO LEAD FREE WAVE SOLDERING TEMPERATURE OF 260-265°C FOR STRAIGHT CONNECTORS AS IT IS IN CLASSICAL LEAD WAVE SOLDERING AT 235-250°.

CONTACT / HARPOON MATERIAL : COPPER ALLOY

CONTACT PLATING

ACTIVE ZONE : GOLD / GXT™ OVER NICKEL

TERMINATION ZONE

LEAD FREE VERSION : TIN (PURE MATTE) OVER NICKEL

HARPOON PLATING

LEAD FREE VERSION : TIN (PURE MATTE) OVER NICKEL

ELECTRICAL DATA

CURRENT RATING AT 20°C : 1.5 A

CURRENT (I MAX) : 2 A

TEMPERATURE RANGE : -55°C/+125°C

CONTACT RESISTANCE : ≤ 20mΩ

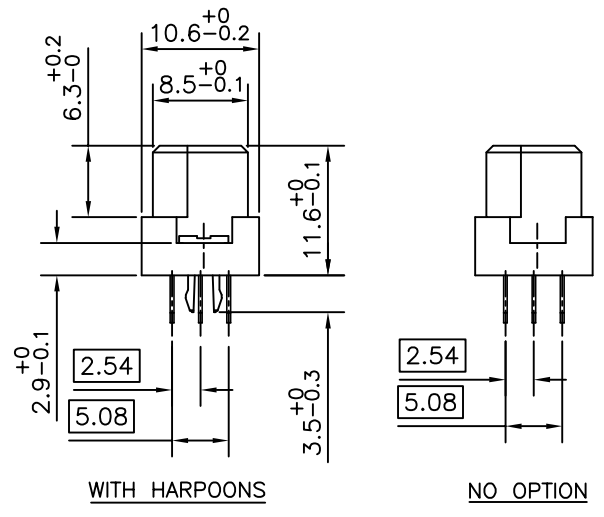
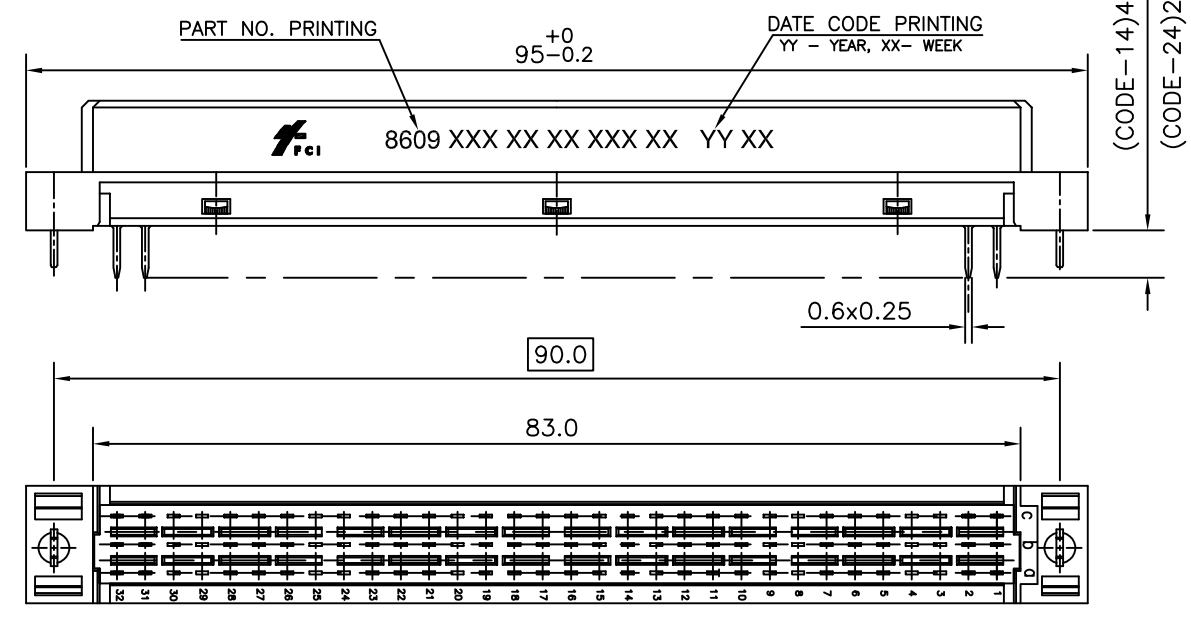
INSULATION RESISTANCE : ≥ 10⁶ MΩ

TEST VOLTAGE (rms) : 1000V

MECHANICAL DATA

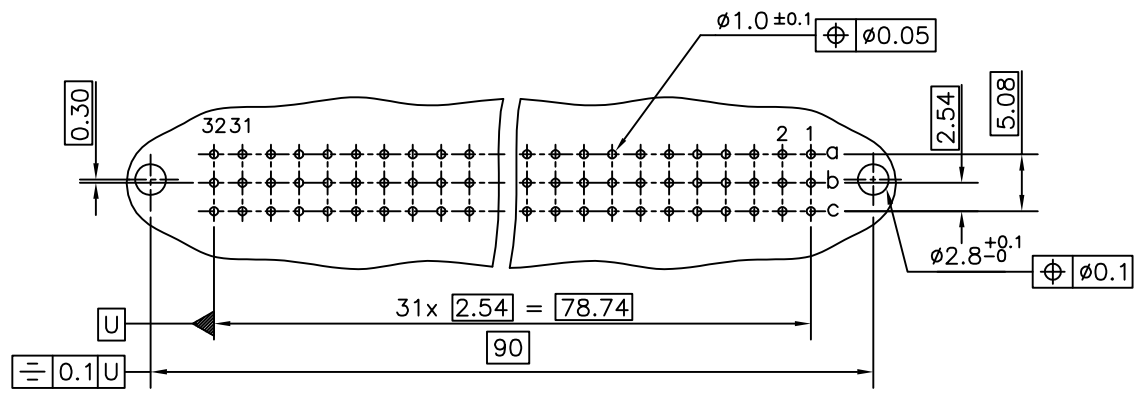
INSERTION FORCE PER CONTACT : ≤ 0.94N

EXTRACTION FORCE PER CONTACT : ≥ 0.15N



REFERENCE SPECIFICATIONS : DIN 41612 / IEC 603-2

SERIES	8609	3	96	8	1	14	7	5	5	V1LF
ROWS FITTED WITH CONTACTS										
Rows a-b	-----		2	64						
Rows a-b-c	-----		3	96						
Rows a-c	-----		4	64						
NUMBER OF CONTACTS										
TYPE OF INSULATOR										
3 ROW FEMALE INSULATOR	-----		8							
METHOD OF MOUNTING										
STANDARD MOUNTING STYLE- C	-----		1							
TERMINATION										
STRAIGHT SPILL (LONG)	-----		14							
STRAIGHT SPILL (SHORT)	-----		24							
OPTIONS										
NO OPTION	-----		7							
WITH HARPOONS	-----		H							
PERFORMANCE CLASS										
4 - DIN 41612 CLASS 3	-----		4							
5 - DIN 41612 CLASS 2	-----		5							
6 - DIN 41612 CLASS 1	-----		6							
8 - AS PER MIL C 55302/JSS 50808	-----		8							
PITCH PER ROW										
2.54	-----		5							
V1LF	-----		LEAD FREE VERSION							



P.C.B DRILLING DETAILS

NOTES:

- THE "LF" PRODUCTS MEET EUROPEAN UNION DIRECTIVES AND OTHER COUNTRY REGULATIONS AS DESCRIBED IN GS-47-0004.
- LEAD FREE OR RoHS DIRECTIVE LABELING TO BE PROVIDED AS PER GS-14-920 FOR LEAD FREE VERSION.
- FOR GENERAL CHARACTERISTICS AND RoHS INFORMATION, REFER DRAWING C-8609-0000A.

mat'l. code	-		surface	ISO 1302	tolerance	ISO 406 ISO 1101	projection	product family	8609		
ltr	ecn no	dr	date	tolerances unless otherwise specified			mm	title			
B	I04-0100	MINI	09/11/2004	angles	linear	.0±.1		DIN STANDARD RECEPTACLE			
C	I05-0042	MINI	19/05/2005				scale -	STRAIGHT SPILL DIN 41612 STYLE-C			
D	I05-0086	MINI	02/06/2005	0'±1'							
E	I06-0063	MINI	01/06/2006	dr	MINI K VANDANATH	29/09/2004	dwg no			sheet 1 of 1	size
F	ELX-I-30157	MJA	11/05/2018	engr	RAKHEE GEORGE	29/09/2004	Amphenol FCI			C-8609-2028	A3
				chr	M JACOB	11/05/2018	type			Product Customer Drawing	
				appd	BIJU K PAUL	11/05/2018					
sheet index	revision	F									
	sheet	1									