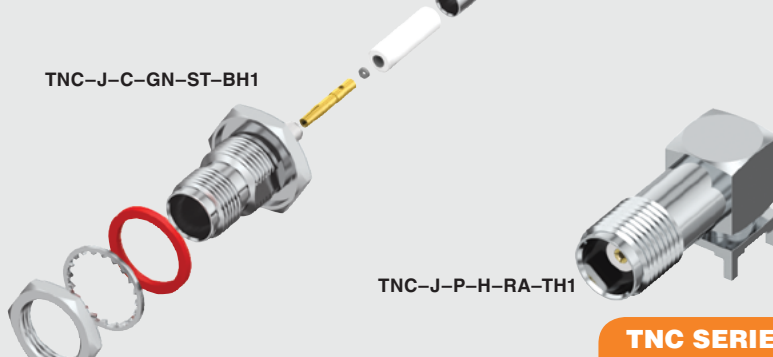


TNC-J-C-GN-ST-BH1



TNC-J-P-H-RA-TH1

TNC SERIES

50 Ω TNC JACKS & PLUGS

Mates with:

RF058, RF178, RF316,
RF174, GRF1H-C

SPECIFICATIONS

For complete specifications and recommended PCB layouts see www.samtec.com?TNC-TH

Outer Contact Material:

Ni plated Brass

Center Contact Material:

Au plated Phosphor Bronze

Insulator Material:

PTFE

Operating Temperature:

-65 °C to +125 °C

Impedance:

50 Ω

Frequency Range:

0~6 GHz

Working Voltage:

500 Vrms max

Dielectric Withstanding:

1500 Vrms min

RoHS Compliant:

Yes

PROCESSING

Lead-Free Solderable:

Yes

TNC

GENDER

TYPE

PLATING

ORIENTATION

TERMINATION

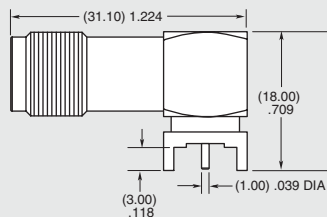
—J
= Jack

—P
= PCB
Mount

—H
= 30 μ"
(0.76 μm)
Gold on
center
contact,
Nickel on
Shell

—RA
= Right-angle

—TH1
= Through-hole



Note:

While optimized for 50 Ω applications, this connector can also perform well in certain 75 Ω applications. Contact RFGroup@samtec.com for further information.

SPECIFICATIONS

For complete specifications and assembly instructions see www.samtec.com?TNC-CA

Shell Material:

Brass

Contact Material:

Brass (—P—ST), Phosphor Bronze (—J)

Center Contact:

Soldered

Outer Ferrule:

Crimped

Impedance:

50 Ω

Frequency Range:

0~3 GHz (Cable dependent)

Working Voltage:

500 Vrms max

Dielectric Withstanding:

1500 Vrms min

Operating Temp Range:

-65 °C to +125 °C

ALSO AVAILABLE
(MOQ Required)

- IP67 sealed option
Contact Samtec.

TNC

GENDER

TYPE

PLATING

ORIENTATION

TERMINATION

—P
= Plug

—J
= Jack

—C
= Cable

—GN
= 10 μ"
(0.25 μm)
Gold on
contact,
Nickel on
body

—ST
= Straight

—SR
= Straight
Reverse Polarity
(—P only)

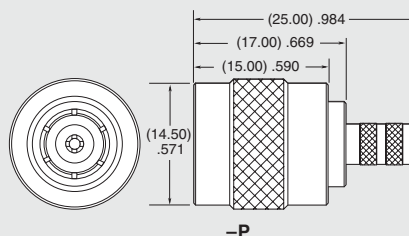
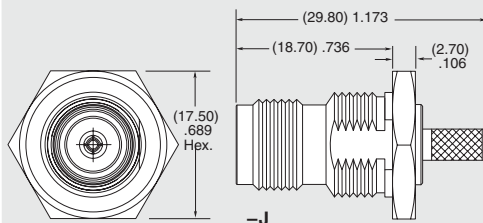
—CA1
= RG 174 / 316 Cable
(—P & —ST only)

—CA2
= RG 178 Cable
(—P & —ST only)

—C10
= RG 58 Cable
(—P & —SR only)

—BH1
= Bulkhead,
RG 174 / 316 Cable
(—J & —ST only)

—BH2
= Bulkhead,
RG 178 Cable
(—J & —ST only)



Supplied with pins, washers, nuts and ferrules. See website for dimensions.

Due to technical progress, all designs, specifications and components are subject to change without notice.

WWW.SAMTEC.COM

All parts within this catalog are built to Samtec's specifications.

Customer specific requirements must be approved by Samtec and identified in a Samtec customer-specific drawing to apply.