

Axial Lead and Cartridge Fuses

Designed to IEC Standard

RoHS **5 x 20 mm** Fast-Acting Fuse 216 Series



- Designed to International (IEC) Standards for use globally.
- Meets the IEC 60127-2, Sheet 1 specification for Fast Acting Fuses.
- Available in Cartridge and Axial Lead Form.
- Available in ratings of 0.050 to 10 amperes.
- High breaking capacity.
- RoHS compliant and Lead-Free version available, add XP suffix to standard catalog number

ELECTRICAL CHARACTERISTICS:


| % of Ampere Rating | Ampere Rating | Opening Time |
|--------------------|---------------|---|
| 150% | .05–6.3 | 60 minutes, Minimum |
| | 8-10 | 30 minutes, Minimum |
| 210% | .05–10 | 30 minutes, Maximum |
| 275% | .05–4 | 0.01 sec., Min. ; 2 sec. Max. |
| | 5–6.3 | 0.01 sec., Min. ; 3 sec. Max. |
| | 8-10 | 0.04 sec., Min. ; 20 sec. Max. |
| 400% | .05–6.3 | .003 sec., Min. ; 0.3 sec. Max. |
| | 8-10 | .01 sec., Min. ; 1.0 sec. Max. |
| 1000% | .05–6.3 | .02 seconds, Maximum |
| | 8-10 | .03 seconds, Maximum |

INTERRUPTING RATING: 1500 amperes @ 250 VAC, 0.7-0.8 power factor.

ORDERING INFORMATION:

RoHS compliant and Lead-Free version available, add XP suffix to standard catalog number

| Cartridge Catalog Number | Ampere Rating | Voltage Rating | Nominal Resistance Cold Ohms | Nominal Melting I ² t A ² Sec. |
|--------------------------|---------------|----------------|------------------------------|--|
| 216.050 | .050 | 250 | 15.90 | 0.00019 |
| 216.063 | .063 | 250 | 10.45 | 0.00055 |
| 216.080 | .080 | 250 | 7.89 | 0.00086 |
| 216.100 | .100 | 250 | 5.42 | 0.0033 |
| 216.125 | .125 | 250 | 3.68 | 0.0056 |
| 216.160 | .160 | 250 | 5.20 | 0.0018 |
| 216.200 | .200 | 250 | 3.35 | 0.0045 |
| 216.250 | .250 | 250 | 2.35 | 0.0092 |
| 216.315 | .315 | 250 | 1.85 | 0.015 |
| 216.400 | .400 | 250 | 1.67 | 0.028 |
| 216.500 | .500 | 250 | 1.20 | 0.045 |
| 216.630 | .630 | 250 | 0.790 | 0.097 |
| 216.800 | .800 | 250 | 0.588 | 0.18 |
| 216 001 | 1 | 250 | 0.228 | 0.19 |
| 216 1.25 | 1.25 | 250 | 0.153 | 0.49 |
| 216 01.6 | 1.6 | 250 | 0.108 | 1.04 |
| 216 002 | 2 | 250 | 0.0770 | 1.92 |
| 216 02.5 | 2.5 | 250 | 0.0575 | 2.77 |
| 216 3.15 | 3.15 | 250 | 0.0333 | 7.85 |
| 216 004 | 4 | 250 | 0.0243 | 15.4 |
| 216 005 | 5 | 250 | 0.0168 | 28.2 |
| 216 06.3 | 6.3 | 250 | 0.0125 | 57.9 |
| 216 008 | 8* | 250 | 0.0120 | 66.1 |
| 216 010 | 10* | 250 | 0.00775 | 158.5 |



ENVIRONMENTAL SPECIFICATIONS:

Operating temperature: -55°C to 125°C

Thermal Shock: MIL-STD-202F Method 107G, Test Condition B: (5 cycles -65°C to +125°C)

Vibration: MIL-STD-202F Method 201A

Humidity: MIL-STD-202F Method 103B, Test Condition A. high relative humidity (95%) and elevated temperature (40°C) for 240 hours.

Salt Spray: MIL-STD-202F Method 101D, Test Condition B

PHYSICAL SPECIFICATIONS:

Material: Body: Ceramic

Cap: Nickel Plated Brass

Leads: Tin Plated Copper

Filler Sand (160mA – 10A)

Terminal Strength: MIL-STD-202F Method 211A, Test Condition A

Solderability: Reference IEC 60127 Second Edition 2003-01 Annex A

Product Marking: Cap 1: current and voltage rating.
Cap 2: Agency approval markings.

Packaging: Available in Bulk (v=5, H=100, M=1000 pcs/pkg) or on Tape/Reel (MRET1=1000 pcs/reel).

11
AXIAL LEAD AND CARTRIDGE FUSES

Axial Lead and Cartridge Fuses

Designed to IEC Standard

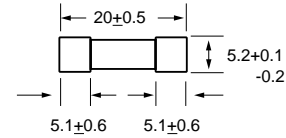
RoHS **Pb** **5 x 20 mm** Fast-Acting Fuse 216 Series



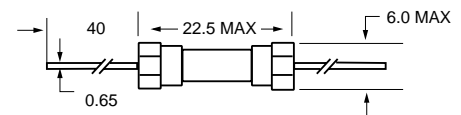
Agency Approvals

| Agency Approvals | | Ampere Range |
|------------------|---|---------------------------|
| | Certificate No. Cartridge NBK250702-E10480 A & C NBK250702-E10480 E Leaded NBK250702-E10480 B & D NBK250702-E10480 F | 1A – 10A |
| | Certificate No. 2003010207079960 2002010207007594 | 50mA – 800mA 1A – 6.3A |
| | Certificate No. SU05001-2013 | 1A – 10A |
| | Recognised File No. E10480 Guide No. JDYX2 | 50mA – 10A |
| | File No. 029862 Acc. Class No. LR1422-30 | |
| | Licence No. KM41462 | 1A – 6.3A |
| | File No. 9848103, 9931059 304518 & 304555 | 32mA – 6.3A |
| | | 50mA – 10A |

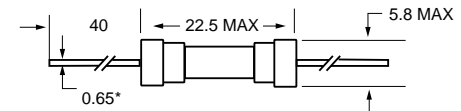
0216 000²



0216.050 XE¹
to
0216.100 XE¹



0216001.XE¹
to
0216010.XE¹



All dimensions in mm

Notes:

- * Ratings above 6.3A have 0.8 mm dia lead
- 1 For RoHS compliant parts replace XE with XEP
- 2 For RoHS compliant parts add suffix 'XP'

Average Time Current Curves

