

280-019S socket connectors with standard M24308 type mounting flange, crimp termination


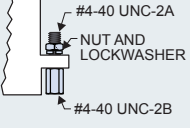
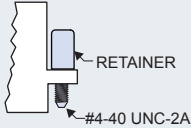
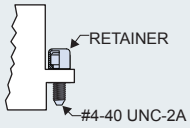
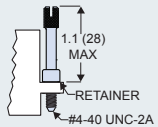
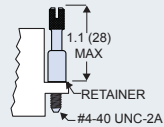


HiPer-D® socket connectors feature crimp, rear-releaseable size #20 or #22 contacts. Intermateable with standard M24308-type D-Subminiature connectors, the HiPer-D® features a rugged machined aluminum shell and waterproof sealing. Gold-plated size #20 contacts conform to M39029/63-368 and accept #20 to #24 AWG wire. Gold-plated size #22 contacts conform to M39029/57-354 and accept #22 to #28 AWG wire. Contacts are packaged with connector. Terminate contacts with crimp tools purchased separately. Glass-reinforced thermoset epoxy insulators, copper alloy retention clips. Fluorosilicone rear grommet meets IP67 immersion requirement. Shell has backshell attachment groove. 1000 VAC, 5 Amps (#22) or 7.5 Amps (#20).

B

Ordering Information				
Sample Part Number		280-019S	4H62	ME L
Basic Part Number	280-019S			
Shell Size-Contact Arrangement	See Shell Size - Contact Arrangements Table			
Shell Finish	ME = Electroless Nickel (RoHS) MT = Nickel-PTFE (RoHS) JF = Cadmium with Yellow Chromate ZZ = Gold (RoHS) Z1 = Passivated Stainless Steel (RoHS)			
Mating Hardware	N = No Hardware (Through-Hole) P = #4-40 Female Jackpost L = Jackscrew, Hex Head, Low Profile K = Jackscrew, Slot Head, Extended Length S = Screwlock, Male, Hex Head, Low Profile T = Screwlock, Male, Slot Head, Extended Length			

Shell Size - Contact Arrangements		
Shell Size-Contact Arr.	Contact Size and Qty	
	#20	#22
Standard Density		
1S9	9	
2S15	15	
3S25	25	
4S37	37	
5S50	50	
High Density		
1H15		15
2H26		26
3H44		44
4H62		62
5H78		78
6H104		104

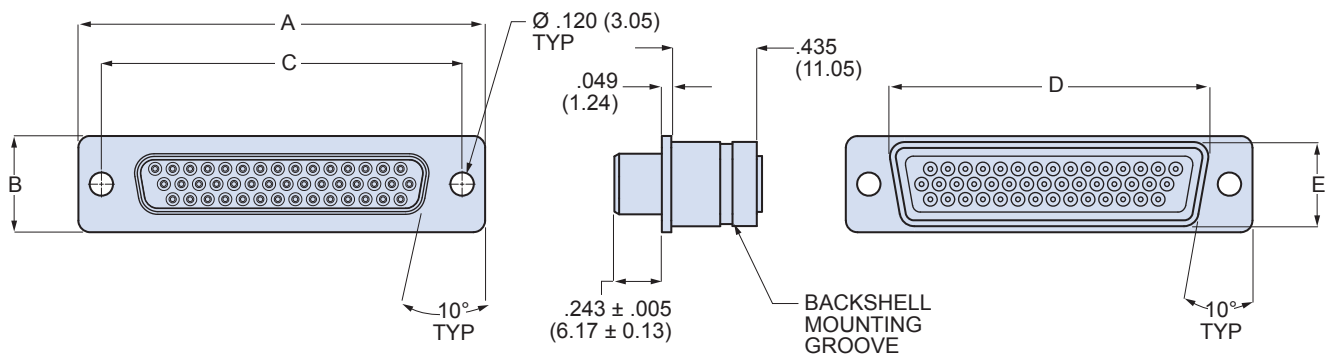
Mating Hardware	
N Thru-Hole No Hardware	P Female Jackpost
	
S Captive Screwlock, Hex Head	L Captive Jackscrew, Hex Head
	
K Slot-Head Extended Jackscrew	T Slot-Head Extended Captive Screwlock
	

Materials and Finishes	
Shell	Aluminum alloy
Contacts	Copper alloy, 50 microin. gold plated
Insulators	Thermoset epoxy
Retention Clips	Copper alloy
Grommet	Fluorosilicone rubber
Hardware	300 series stainless steel

Specifications	
Current Rating	#22 5 AMPS, #20 7.5 AMPS
Test Voltage	1000 VAC RMS
Insulation Resistance	5000 megohms minimum
Operating Temperature	-65° C. to +200° C.
Ingress Protection	IP 67
Shock	300 g.
Vibration, Random	43.92 g.

280-019S socket connectors with standard M24308 type mounting flange, crimp termination

280-019S DIMENSIONS



Shell Size	A		B		C Basic		D		E	
	in	mm	in	mm	in.	mm	in	mm	in	mm
1	1.213	30.81	.494	12.55	.984	24.99	.769	19.53	.432	10.97
2	1.541	39.14	.494	12.55	1.312	33.32	1.093	27.76	.432	10.97
3	2.088	53.04	.494	12.55	1.852	47.04	1.635	41.53	.432	10.97
4	2.729	69.32	.494	12.55	2.500	63.50	2.282	57.96	.432	10.97
5	2.635	66.93	.605	15.37	2.406	61.11	2.188	55.58	.544	13.82
6	2.729	69.32	.668	16.97	2.500	63.50	2.312	58.72	.606	15.39

NOTES

- HiPer-D® connectors are available with a wide variety of materials and finishes. See [About Series 28 HiPer-D® Shell Plating Options](#) for additional choices. Glenair offers the industry's widest selection of plating and material choices with no setup charge, no minimum order quantity and no schedule impact.
- For panel cutout dimensions, refer to [Panel Cutouts and Printed Circuit Board Footprints](#).
- Connectors are supplied with crimp contacts per M39029. Contacts are not installed. Refer to [HiPer-D® Contacts and Crimp Tools](#) for contact part numbers, specifications, crimp tool information, and insertion/extraction tools.
- HiPer-D® connectors meet the requirements of MIL-DTL-24308 and are interchangeable with standard M24308-type D-Subminiature connectors with corresponding contact arrangements and type.
- Additional electrical, mechanical and environmental specifications are listed in [HiPer-D® Product Specification](#).