TRE25 SERIES

25W SWITCHING ADAPTER

Features

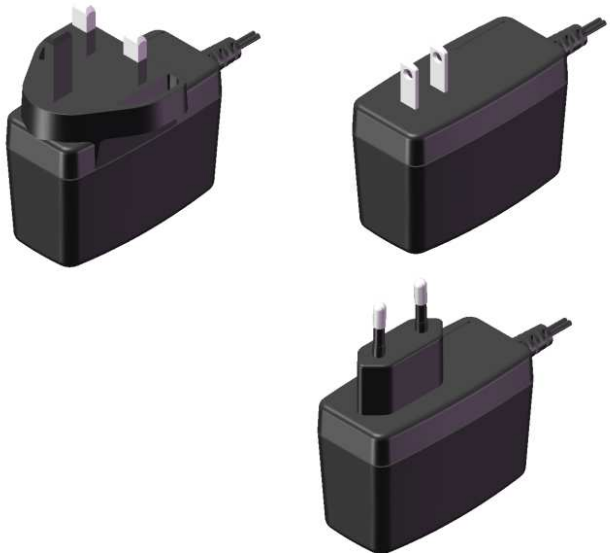

* Miniature Size
* Universal Input: 90~264Vac
* EMI Meets EN55022 Class B and CISPR/FCC Class B
* Continuous Short Circuit Protection
* Over Voltage Protection
* Meet CoC V5 Tier 2 & DoE Level VI (Output Cable Length ≦ 1800mm) (TRE25050: Output Cable Length ≦ 1220mm)
* No Load Power Consumption<75mW

Ordering information

TRE25XXX -	X	XX	G	XX
Model No.	**AC Plug Type**	**DC Plug Type**	**UL 1571 WITH OVP**	**DC Cable Length and Type**
	A: USA 2 Pin			01: 720mm
	E: Europe 2 Pin			02: 1220mm
	U: British 3 Pin			03: 1800mm
				11: 720mm with Ferrite Core
				12: 1220mm with Ferrite Core
				13: 1800mm with Ferrite Core
				* 20AWG / UL1571 or Equivalent
				* 16AWG / UL1571 for Vo:5V or Equivalent

MODEL	OUTPUT VOLTAGE	OUTPUT CURRENT	RIPPLE & NOISE NOTE 1	VOLTAGE ACCURACY NOTE 2	LINE REGULATION NOTE 3	LOAD REGULATION NOTE 4	AVG.ERAGE EFF. min.
TRE25050	5V	4A	50mVp-p	±2%	±1%	±6%	83.7%
TRE25120	12V	2.1A	1%	±2%	±1%	±5%	87.0%
TRE25150	15V	1.67A	1%	±2%	±1%	±3%	87.0%
TRE25180	18V	1.4A	1%	±2%	±1%	±2%	87.0%
TRE25240	24V	1.05A	1%	±2%	±1%	±2%	87.0%

Specifications are subject to change without notice.

Specifications

INPUT SPECIFICATIONS:

Voltage ..... 90~264Vac
Frequency ..... 47 to 63Hz
Input Current ..... 0.7A max.
Inrush Current ..... 60A max. @240Vac
Conducted EMI ..... CISPR/FCC Class B
Leakage Current ..... 0.25mA max.

OUTPUT SPECIFICATIONS:

Holdup Time ..... 10ms typ. @115Vac
Short Circuit Protection ..... Continuous(Auto Recovery)
Over Voltage Protection ..... IC Component to Clamp
Temperature Coefficient ..... ±0.05%/℃

GENERAL SPECIFICATIONS:

Isolation ..... Input to output = 3,000VAC
Operating Temperature ..... -20~60℃(see derating curve)
Storage Temperature ..... -20~85℃
Humidity ..... 93% RH max. Non condensing
Cooling ..... Natural Convection
Switching Frequency ..... 65KHz typ.
MTBF ..... MIL-HDBK-217F, GB, 25℃/115VAC ..... 300K hrs min.
Altitude 2000m
Life time ..... Ambient 40degC 75% Load ..... >3years
Dimensions 2.795x1.906x1.299Inches (71.00x48.4x33.00mm)
Weight ..... 140g(0.31 Pounds)

TRE25 Series Derating Curve

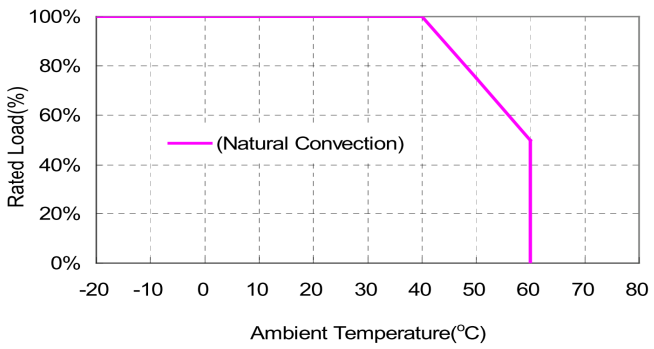

SAFETY AND EMC:

Emission and Immunity ..... EN55022 Class B, FCC Part 15 Class B
EN61000-6-3, EN61000-3-2, EN61000-3-3
EN55024, EN61204-3, EN61000-6-1
Safety ..... Class II, IEC60950-1, EN60950-1, UL60950-1

NOTE:

1. Add a 0.1uF ceramic capacitor and a 10uF E.L. capacitor to output for ripple & noise measuring @20MHz BW.
2. Voltage setpoint at 60% full load.
3. Line regulation measured from 100Vac to 240Vac, full load.
4. Load regulation measured from 60% to 100% full load and from 60% to 20% load (60% +/- 40% full load).

Mechanical Specification

All Dimensions are in inches[mm]
Tolerance:Inches:X.XXX±0.02
Millimeters:X.XX±0.5

FIG.E

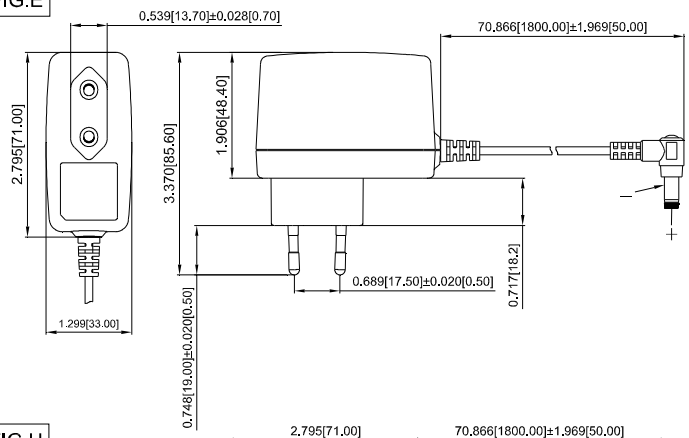

FIG.A

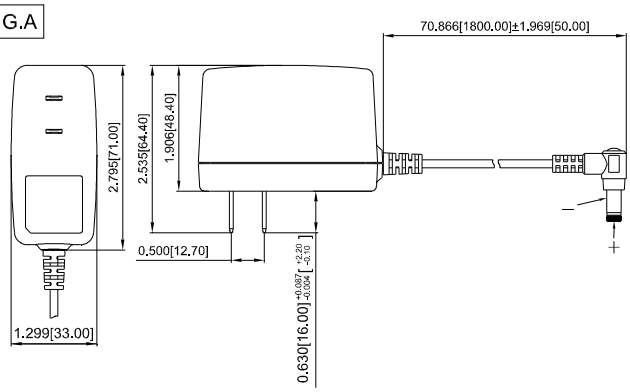

FIG.U

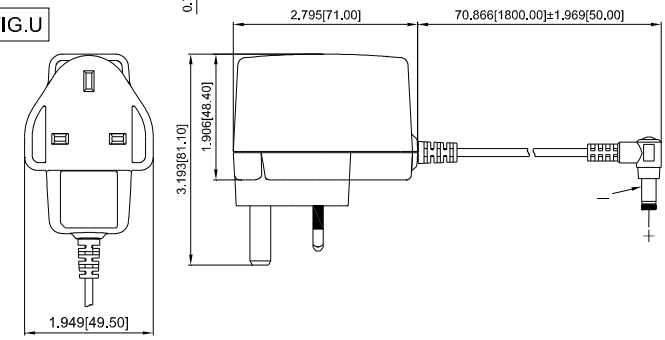

Typical at 25˚C, nominal line and 75% load, unless otherwise Specified