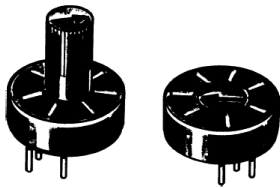


**Type PC910 Series**

**Type PC910 Series**



Specify the PC910 series, offering a number of Tyco quality features. This series is ideal for use in many types of professional and industrial equipment, the components have a higher power rating and offer the stability and reliability that come with cermet element technology. The finger adjust styles are widely used in v.d.u. brightness controls and as stable adjustment potentiometers in temperature control and timing applications.

**Key Features**

- Stable High Resolution Cermet Element
- Proven Reliability
- 1 Watt Power Rating at 40°C
- Resistant to Most PCB Washing Solvents
- Tag Solderability to BS2011 Part 2.1 TA
- Wiper Position Indicator
- Special Log Laws Available
- Replaces the MP Series

**Characteristics - Electrical**

<b>Std. Resistance Range &amp; Laws:</b>	47 Ohms to 2M2 (Linear) 1 K Ohm to 1 M Ohm (Non-Linear)
<b>Resistance Values:</b>	1, 2.2 and 4.7 in each decade (2 & 5 also available to order)
<b>Selection Tolerance:</b>	± 20% (tighter by request)
<b>Rated Dissipation at 40°C:</b>	1 Watts (Linear); 0.5 Watts (Log)
<b>Limiting Element Voltage:</b>	315 V DC or AC
<b>Electrical Rotation:</b>	240° nominal
<b>Rotational Noise: (C.R.V.)</b>	5 ohms or 5% of total resistance maximum whichever is greater

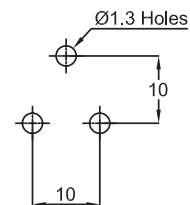
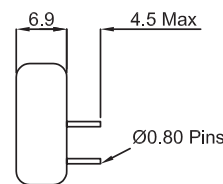
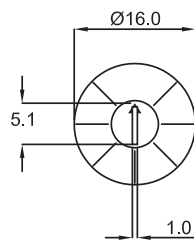
**Characteristics - Mechanical**

<b>Starting Torque:</b>	30 mNm maximum
<b>Mechanical Rotation:</b>	270°
<b>End Stop Torque:</b>	90 mNm minimum

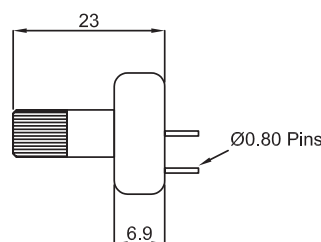
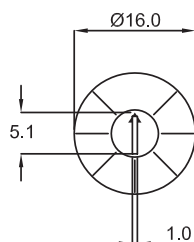
**Characteristics - Environmental**

<b>Limits of Resistance Change:</b>	3% (after 1000 hours endurance)
<b>Temperature Characteristics of Resistance (20°C to 70°C):</b>	0.75%
<b>Climatic Category:</b>	40/100/21
<b>Mechanical Endurance:</b>	200 operations minimum

**Dimensions PC910**



**PC911**



**How to Order**

<b>PC910</b>	<b>102</b>	<b>M</b>	<b>A</b>
<b>Common Part</b>	<b>Inductance Value</b>	<b>Tolerance</b>	<b>Law</b>
PC910 - Screwdriver Adjust PC911 - Finger Adjust	The first two digits are significant figures of resistance value and the third denotes the number of zeros following.  e.g. 1K: 102 10K: 103 100K: 104	K - ±10% M - ±20%	A - Linear B - Stepped Log

We will advise a multidigit Tyco Part Number against this description