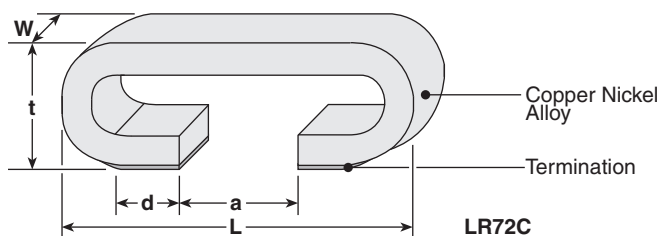
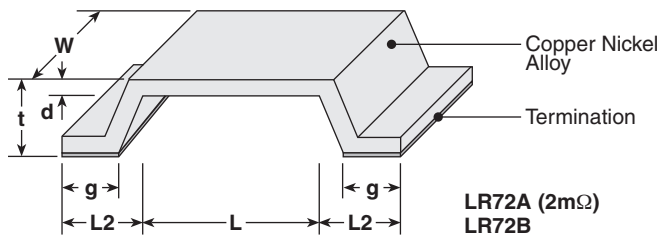
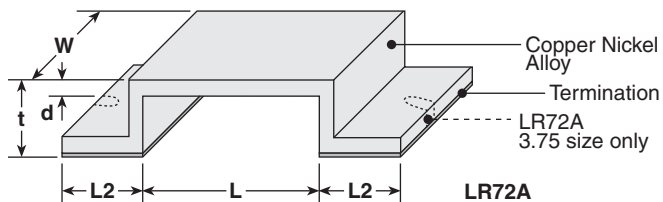


### features

- Superior thermal expansion cycling
- Inductance less than 10nH
- Solderable pads (60/40 SnPb plate)
- Lead flexible for thermal expansion
- Products with lead-free terminations meet EU RoHS and China RoHS requirements



### dimensions and construction



Size Code	Dimensions inches (mm)				
	L	L2 <sup>+0.1</sup> / <sub>-0.02</sub>	W	t	d
LR72A (8.00)	.39±.004 (10.0±0.1)	.079 (2.0)	.20±.008 (5.2±0.2)	.079 (2 Max.)	.006 (0.16)
LR72A (5.00)	.39±.004 (10.0±0.1)	.079 (2.0)	.20±.008 (5.2±0.2)	.079 (2 Max.)	.009 (0.22)
LR72A (3.75)	.39±.004 (10.0±0.1)	.079 (2.0)	.20±.008 (5.2±0.2)	.079 (2 Max.)	.013 (0.32)
LR72A (2.50)	.39±.004 (10.0±0.1)	.079 (2.0)	.20±.008 (5.2±0.2)	.079 (2 Max.)	.019 (0.47)

Size Code	Dimensions inches (mm)					
	L	L2 <sup>+0.1</sup> / <sub>-0.02</sub>	W	t	d	g
LR72A (2.00)	.39±.004 (10.0±0.1)	.079 (2.0)	.20±.008 (5.2±0.2)	.079 (2 Max.)	.027 (0.68)	.043±.008 (1.1±0.2)
LR72B	.39±.004 (10.0±0.1)	.079 (2.0)	.118±.008 (3.0±0.2)	.079 (2 Max.)	.026 (0.66)	.043±.008 (1.1±0.2)

Size Code	Dimensions inches (mm)				
	L	W	t	a	d
LR72C	.44±.016 (11.2±0.4)	.126±.016 (3.2±0.4)	.137±.016 (3.5±0.4)	.189±.030 (4.8±.75)	.093±.010 (2.35±.25)

### ordering information

New Part #	LR72	A	D	TE	2L0	J
Type						
Size		A B C				
Termination Material			D: SnAgCu (LR72C only) N: CuNi (non-presolder) (LR72A, B only)			
Packaging				TE: 7" embossed plastic (LR72A, B) TEB: 13" embossed plastic (LR72C)		
Nominal Resistance					2mΩ: 2L0 "L" indicates the decimal in milliohms	
Tolerance						J: ±5%

For further information on packaging, please refer to Appendix A.

Specifications given herein may be changed at any time without prior notice. Please confirm technical specifications before you order and/or use.

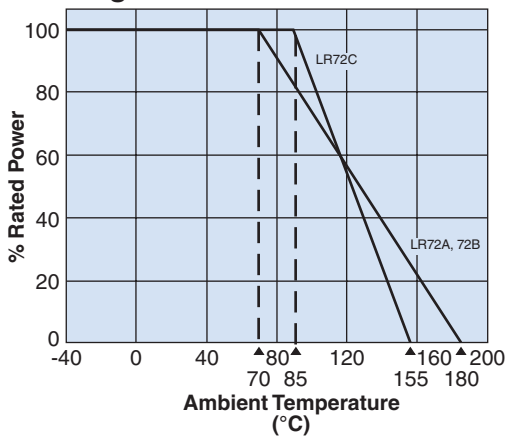
12/16/08

### applications and ratings

Part Designation	Power Rating	T.C.R. (ppm/°C) Max.	Standard Resistance	Resistance Tolerance	Rated Ambient Temperature	Operating Temperature Range
LR72A	1/2W @ 25°C	±100	2mΩ ~ 8mΩ	J: ±5%	+70°C	-40°C to +180°C
LR72B	1/4W @ 25°C		3mΩ ~ 5mΩ			
LR72C	1W @ 70°C	±350	2mΩ, 3mΩ		+85°C	-40°C to +155°C

### environmental applications

#### Derating Curve



### Performance Characteristics

Parameter	Requirement	Test Method (JIS C 5202)
Resistance	Within regulated tolerance	25°C
T.C.R.	Within specified T.C.R.	Room temperature/100°C up, LR72C: Room temperature/25°C ~ 200°C
Resistance to Solder Heat	±2.0%	350°C ± 10°C, 3 seconds; LR72C: 260°C ± 5°C, 10 seconds
Moisture Resistance	±5.0%	Power rating x 1/10, 40°C, 90 - 95% RH, 1000 hours, 1.5 hr ON, 0.5 hr OFF cycle
Load Life	±5.0% (A & B), ±3% (C)	Rating voltage, 70°C, 1000 hours, 1.5 hr ON, 0.5 hr OFF cycle