

NEOZED

Neozed Fuses are more compact than the Diazed Fuses. Three sizes are available, D01 to 16 Amps, D02 to 63 Amps and D03 to 100 Amps. Fuse accessories are sized to match. Each size fuse body has a different diameter to fit only into the appropriate Screw Cap and Fuse Base. (See illustration pg 10.)

Also, the fuse tips have different diameters, depending on their current rating. The diameter of the tip matches the diameter of the hole in the Adapter Ring to insure that no fuse with a higher rating than intended for the circuit can be installed. This prevents damage to the circuit or equipment the fuse protects. Additionally, fuses and Adapter Rings are color coded to avoid mismatching; for example: 10 Amp Neozed fuses have red pop-out indicators on their head, matching the red 10 Amp Adapter Ring.

When a Neozed fuse has blown, the color coded indicator on the head of the fuse will pop out, giving visible indication through a glass window in the Screw Cap.

The Fuse is held in place by the Screw Cap, which is screwed into the Fuse Base. Neozed Fuse Bases are available in one and three pole designs. Fuse Bases can be panel mounted or snapped onto a standard 35mm DIN rail.

Operating Classes

gL/gG - Slow Blow

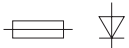
Protect cable, conductors, and equipment from damage due to overload and short circuits.

Typical Markings: gL/gG

gR - Semiconductor Protection

Protects semiconductors like diodes, SCRs, etc. Current limiting super fast blow characteristic for short circuit protection.

Typical Markings: Ultra Rapid™, Ultra Quick™, Recticur™, gR,



Mostly red, orange, or blue imprint.



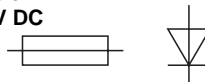
D01

Ordering Information

Slow Blow - Operating Class gL/gG (VDE 0636 / IEC 269)
Cable, Line, and Equipment Protection up to 380V AC and 250V DC

Current/ Voltage	Cat. No.	Color Code	Std. Pk.
2/380V AC	2NZ01GL	Pink	10
4/380V AC	4NZ01GL	Brown	10
6/380V AC	6NZ01GL	Green	10
10/380V AC	10NZ01GL	Red	10
16/380V AC	16NZ01GL	Gray	10

Semiconductor Protection - Operating Class gR (VDE 0636 / IEC 269)
Semiconductor Protection up to 440V AC and 250V DC



2/440V AC	2NZ01SC	Pink	5
4/440V AC	4NZ01SC	Brown	5
6/440V AC	6NZ01SC	Green	5
10/440V AC	10NZ01SC	Red	5
16/440V AC	16NZ01SC	Gray	5

Screw Cap (pgs 10-11)*

NZ01C

1

Adapter Ring (pgs 10-11)*
(Install only with Adapter Ring Tool)

refer to pgs 10-11

Adapter Ring Tool (pgs 10-11)*
(for inserting or removing all Adapter Rings)

NAT

1

Fuse Base, Single Pole (pgs 10-11)*
Fuse Base, Three Pole (pgs 10-11)*

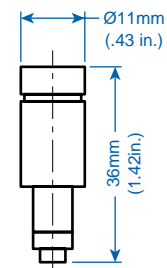
NZ01B
NZ01B3

1
1

Fuse Base Cover, Single Pole (pgs 10-11)*
Fuse Base Cover, Three Pole (pgs 10-11)*

NZ01BC
NZ01BC3

1
1



*Refer to page indicated for additional selection and ordering information.

Dimensions to DIN 49522



D02



D03

Current/ Voltage	Cat. No.	Color Code	Std. Pk.
20/380V AC	20NZ02GL	Blue	10
25/380V AC	25NZ02GL	Yellow	10
35/380V AC	35NZ02GL	Black	10
50/380V AC	50NZ02GL	White	10
63/380V AC	63NZ02GL	Copper	10

Current/ Voltage	Cat. No.	Color Code	Std. Pk.
80/380V AC	80NZ03GL	Silver	10
100/380V AC	100NZ03GL	Red	10

20/440V AC	20NZ02SC	Blue	5
25/440V AC	25NZ02SC	Yellow	5
35/440V AC	35NZ02SC	Black	5
50/440V AC	50NZ02SC	White	5
63/440V AC	63NZ02SC	Copper	5

80/440V AC	80NZ03SC	Silver	5
100/440V AC	100NZ03SC	Red	5

NZ02C 1

refer to pgs 10-11

N AT 1

NZ02B 1
NZ02B3 1

NZ02BC 1
NZ02BC3 1

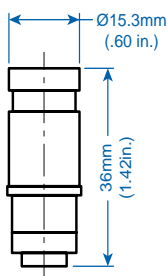
NZ03C 1

refer to pg 10-11

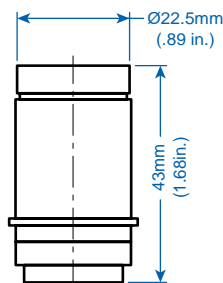
N AT 1

NZ03B 1

NZ03BC 1



Dimensions to DIN 49522



Dimensions to DIN 49522