



Main

Range of product	OsiSense ATEX D
Series name	Standard format
Product or component type	Limit switch
Product specific application	For hoisting and mechanical handling applications
Device short name	XCKMR
Body type	Fixed
Head type	Rotary head
Material	Metal
Fixing mode	By the body
Movement of operating head	Rotary
Type of operator	Metal stay put crossed rods lever, square rod 6 mm, L = 200 mm
Switch actuation	By any moving part
Type of approach	Lateral approach, 2 directions
Electrical connection	Screw-clamp terminals, 1 x 0.34...2 x 1.5 mm ²
Cable entry number	2 tapped entry (M20 x 1.5) cable gland 1 tapped entry (M20 x 1.5) for cable gland (included), cable outer diameter: 0.28...0.51 in (7...13 mm)
Number of poles	4
Contacts type and composition	2 x (2 NC)
Contacts insulation form	Zb
Contact operation	Slow-break, staggered
Number of steps	2
Contact block per direction [control circuit]	1 per direction
Positive opening	With
Minimum torque for tripping	4.42 lbf.in (0.5 N.m)
Maximum actuation speed	4.92 ft/s (1.5 m/s)
IP degree of protection	IP66 conforming to IEC 60529

Complementary

Minimum actuation speed	6 m/min
Maximum displacement angle	180 ° -180 °
Contact code designation	A300, AC-15 (240 V, I _e = 3 A) conforming to EN 60947-5-1 A300, AC-15 (240 V, I _e = 3 A) conforming to IEC 60947-5-1 appendix A Q150, DC-13 (125 V, I _e = 0.55 A) conforming to EN 60947-5-1 Q150, DC-13 (125 V, I _e = 0.55 A) conforming to IEC 60947-5-1 appendix A
[U _i] rated insulation voltage	500 V conforming to NF C 20-040 group C 500 V, pollution degree: 3 conforming to IEC 60947-1 500 V, pollution degree: 3 conforming to VDE 0110 300 V conforming to UL 508
Resistance across terminals	<= 25 MOhm conforming to IEC 60255-7 category 3 <= 25 MOhm conforming to NF C 93-050 method A
[U _{imp}] rated impulse withstand voltage	6 kV conforming to IEC 60664 6 kV conforming to IEC 60947-1
Short-circuit protection	10 A cartridge fuse, type gG
Mechanical durability	2000000 cycles
Marking	II2 D-Ex tb IIIC T85°C Db IP66/67

The information provided in this documentation contains general descriptions and/or technical characteristics of the performance of the products contained herein. This documentation is not intended as a substitute for and is not to be used for determining suitability or reliability of these products for specific user applications. It is the duty of any such user or integrator to perform the appropriate and complete risk analysis, evaluation and testing of the products with respect to the relevant specific application or use thereof. Neither Schneider Electric Industries SAS nor any of its affiliates or subsidiaries shall be responsible or liable for misuse of the information contained herein.

Width	4.65 in (118 mm)
Height	3.03 in (77 mm)
Depth	2.32 in (59 mm)

Environment

shock resistance	50 gn conforming to IEC 60068-2-27
vibration resistance	25 gn 10...500 Hz IEC 60068-2-6
electrical shock protection class	Class I conforming to IEC 60536 Class I conforming to NF C 20-030
ambient air temperature for operation	-4...140 °F (-20...60 °C)
protective treatment	TC
dust zone	Zone 21 - 22
product certifications	INERIS 04ATEX0014X IEC-Ex INE 17.0020X
standards	EN/IEC 60079-0 EN/IEC 60079-31
directives	2014/34/EU - ATEX directive

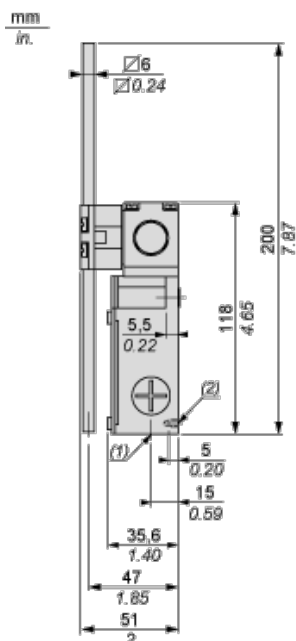
Offer Sustainability

Green Premium product	Green Premium product
Compliant - since 0936 - Schneider Electric declaration of conformity	Compliant - since 0936 - Schneider Electric declaration of conformity
Reference not containing SVHC above the threshold	Reference not containing SVHC above the threshold
Need no specific recycling operations	Need no specific recycling operations
WARNING: This product can expose you to chemicals including:	WARNING: This product can expose you to chemicals including:
Diisononyl phthalate (DINP), which is known to the State of California to cause cancer, and	Diisononyl phthalate (DINP), which is known to the State of California to cause cancer, and
Di-isodecyl phthalate (DIDP), which is known to the State of California to cause birth defects or other reproductive harm.	Di-isodecyl phthalate (DIDP), which is known to the State of California to cause birth defects or other reproductive harm.
For more information go to www.p65warnings.ca.gov	For more information go to www.p65warnings.ca.gov

Contractual warranty

Warranty period	18 months
-----------------	-----------

Dimensions

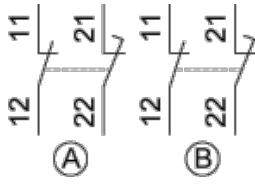


(1) 3 tapped entries ISO M20x1.5

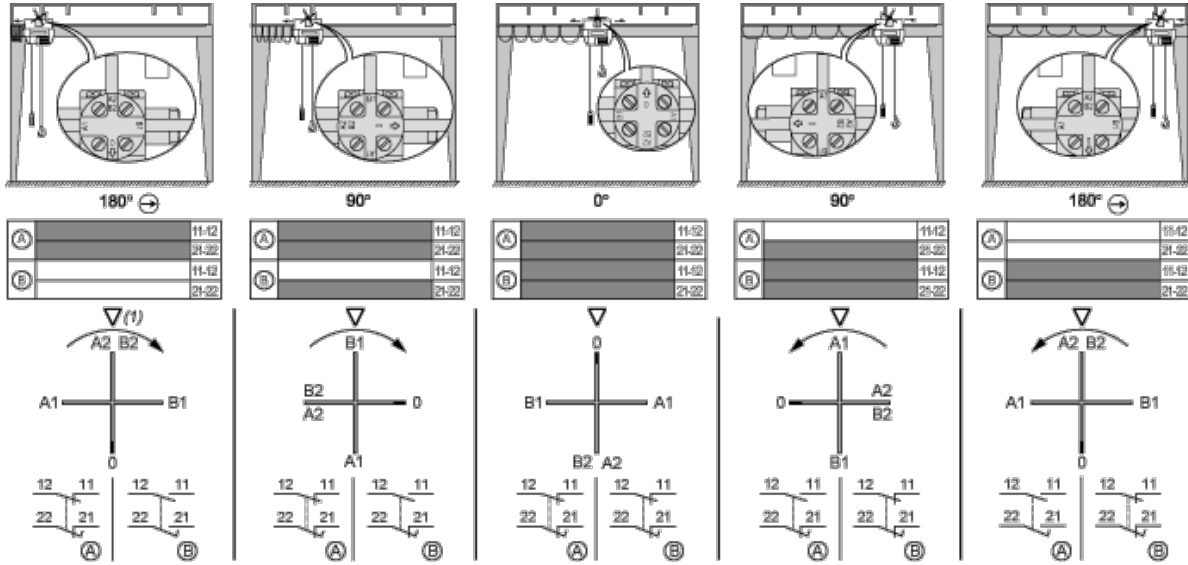
(2) 2 centring holes $\varnothing 3.9 \pm 0.2$, for cover fixing holes alignment.

Wiring Diagram

2 x 2-pole NC+NC Break Before Make, Slow Break (Non Interchangeable Contacts)



Functional Diagram



(1) Triangle symbol marked on top of head.