



## AM SERIES RECEPTACLES

### LOCKING TYPE, WEATHERPROOF, LONG LASTING

#### KEY FEATURES

- Phosphor bronze contacts
- Thermal-set phenolic base
- UL recognized component
- Extremely reliable and versatile
- Meets ANSI C136.10

TE Connectivity (TE) offers a long life and weatherproof locking style receptacle. The AM Series is designed specifically for street, roadway and outdoor lighting applications.

This 3-pole, 3-wire locking type receptacle conforms to the ANSI, NEMA, and UL standards for lighting receptacles. The AM-1-A and AM-2-A includes mounting brackets.

Common uses for the AM Series Receptacles include roadway, park, and parking lighting.

**Customers can count on consistent, high quality products, driven by TE's proven innovation and backed by our extraordinary customer support.**



**AM-1-A Series**

Figure A: Side profile  
Figure B: Top View

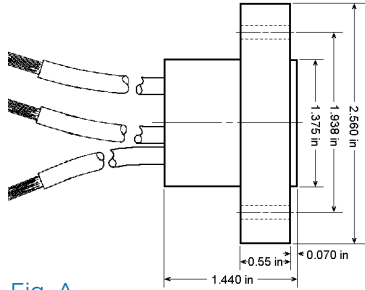


Fig. A

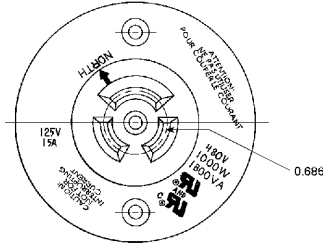


Fig. B

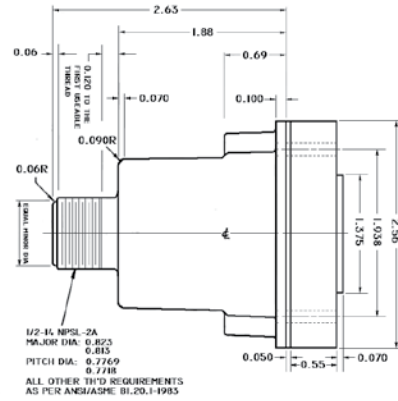


Fig. C

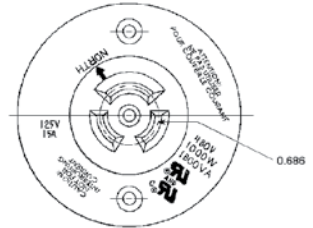


Fig. D

**SPECIFICATION - DIMENSIONS IN INCHES (MM)**

<b>Physical</b>	Dimensions: approx. 2.56" [65.02mm] x 1.44" [36.58mm] high (not including wires)
	Designed to meet ANSI C136.10
<b>Nipple</b>	1/2" - 14NPSL as per ANSI/ASME B1.20.1 (AM-2A and AM-2-A-NB)
<b>Housing</b>	Aluminum Casting (AM-2-A and AM-2-A-NB)
<b>Bracket</b>	Aluminum
<b>Lead Wires</b>	#14 AWG, rated 105°C

**AM-2-A Series**

Includes AM-1-A Series Figure above along with the Aluminum lower housing

Figure C: Side profile  
Figure D: Top View

**PRODUCT SELECTION INFORMATION - DIMENSIONS IN INCHES**

Description	Range (Volts)	Load Rating Ballast (VA)	Load Rating Ballast (Amps)	Flange Diameter	Receptacle Barrel Diameter	Overall Height	Lead Wire Length	Bracket (inches)		
								Width	Depth	Height
AM-1-A	120 - 480	1800	15.0	2-9/16	1-3/8	1-1/2	9	2.0	3	5-1/2
AM-1-A-NB	120 - 480	1800	15.0	2-9/16	1-3/8	1-1/2	9	-	-	-
AM-2-A	120 - 480	1800	15.0	2-9/16	-	3-1/4	6	2.0	3	5-1/2
AM-2-A-NB	120 - 480	1800	15.0	2-9/16	-	3-1/4	6	-	-	-



te.com/energy

©2009, 2012, 2014 TE Connectivity Ltd. family of companies. All Rights Reserved 1773455-7 E354 10/2014

TE Connectivity and TE connectivity (logo) are trademarks. Other logos, product and/or company names might be trademarks of their respective owners. While TE has made every reasonable effort to ensure the accuracy of the information in this brochure, TE does not guarantee that it is error-free, nor does TE make any other representation, warranty or guarantee that the information is accurate, correct, reliable or current. TE reserves the right to make any adjustments to the information contained herein at any time without notice. TE expressly disclaims all implied warranties regarding the information contained herein, including, but not limited to, any implied warranties of merchantability or fitness for a particular purpose. The dimensions in this catalog are for reference purposes only and are subject to change without notice. Specifications are subject to change without notice. Consult TE for the latest dimensions and design specifications.

**FOR MORE INFORMATION: TE Technical Support Centers**

USA: +1 800 327 6996  
 France: +33 380 583 200  
 UK: +44 0870 870 7500  
 Germany: +49 896 089 903  
 Spain: +34 916 630 400  
 Benelux: +32 16 351 731  
 Canada: +1 (905) 475-6222  
 Mexico: +52 (0) 55-1106-0800  
 Latin/S. America: +54 (0) 11-4733-2200  
 China: +86 (0) 400-820-6015

