

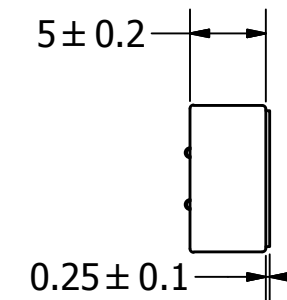
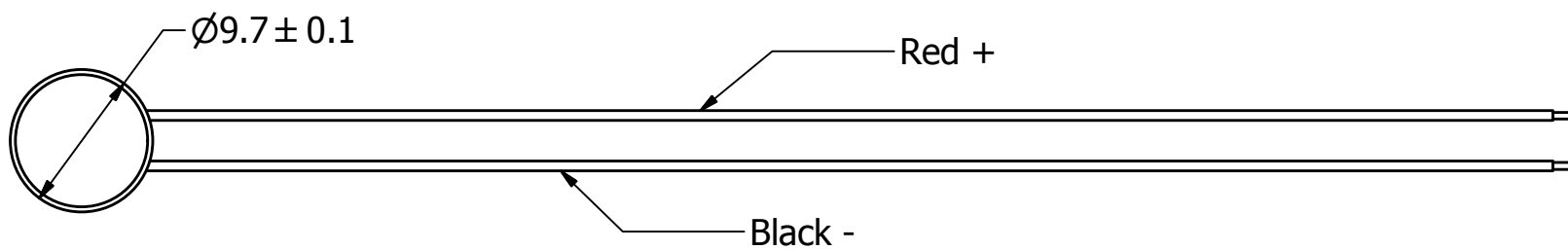
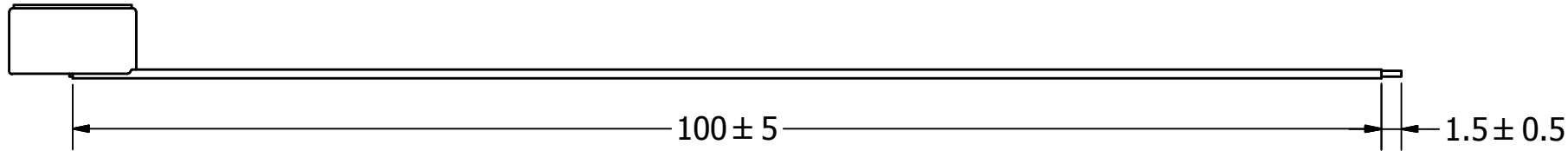
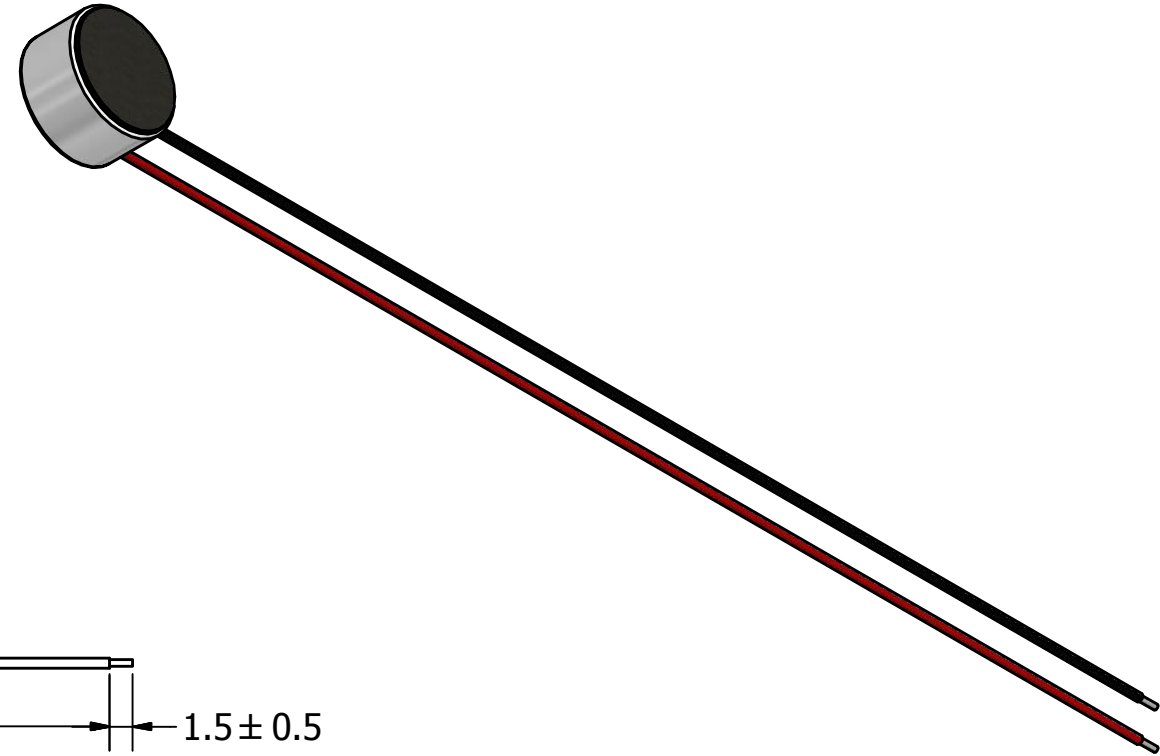
SPECIFICATIONS

PARAMETERS	VALUES	UNIT
DIRECTIVITY	UNI	-
SENSITIVITY	-47 ± 4	dB
STANDARD OPERATING VOLTAGE	1.5	Vdc
MAX OPERATING VOLTAGE	10	Vdc
CURRENT CONSUMPTION (MAX)	0.5	mA
IMPEDANCE	0.68	KOhm
SIGNAL TO NOISE RATIO (MIN.)	>55	dB
TERMINAL	WIRE LEADS	-
FREQUENCY RESPONSE	100 - 10,000	Hz

THIS DOCUMENT CONTAINS DATA PROPRIETARY TO PROJECTS UNLIMITED, INC. ANY USE OR REPRODUCTION, IN ANY FORM, WITHOUT PRIOR WRITTEN PERMISSION OF PROJECTS UNLIMITED, INC. IS PROHIBITED.
©2003, Projects Unlimited Inc.


REVISION HISTORY

LTR	DESCRIPTION	DATE	APPROVED
-	RELEASED FROM ENGINEERING	7/14/2015	B.R.



NOTES:

1. ALL DIMENSIONS ARE IN MILLIMETERS.
2. SPECIFICATIONS SUBJECT TO CHANGE OR WITHDRAWL WITHOUT NOTICE.
3. THIS PART IS RoHS 2011/65/EU COMPLIANT.
4. THIS PART IS BACK ELECTRET.

UNLESS OTHERWISE SPECIFIED: DIMENSIONS ARE IN MILLIMETERS, TOLERANCES ARE ±0.5 AND ANGLES ARE ±3°.	SIZE A3	Designed by	Date	Checked by	Date	Approved by	Date	Drawn Date	
		M.V.	7/14/2015	M.V.	7/14/2015	B.R.	7/14/2015	7/14/2015	
AUM-5047L-3-LW100-R.idw				AUM-5047L-3-LW100-R					
				Microphone			Edition	Sheet	
							-	1 / 1	