


15A, 45V - 200V Dual Common Cathode Schottky Rectifiers

FEATURES

- Low power loss, high efficiency
- Guardring for overvoltage protection
- High surge current capability
- Compliant to RoHS Directive 2011/65/EU and in accordance to WEEE 2002/96/EC
- Halogen-free according to IEC 61249-2-21



MECHANICAL DATA

Case: TO-220AB

Molding compound, UL flammability classification rating 94V-0

Packing code with suffix "G" means green compound (halogen-free)

Terminal: Matte tin plated leads, solderable per JESD22-B102

Meet JESD 201 class 1A whisker test

Polarity: As marked

Mounting torque: 5 in-lbs maximum

Weight: 1.88 g (approximately)

TO-220AB



MAXIMUM RATINGS AND ELECTRICAL CHARACTERISTICS (T _A =25°C unless otherwise noted)								
PARAMETER	SYMBOL	MBR 1545 CT-Y	MBR 1560 CT-Y	MBR 15100 CT-Y	MBR 15150 CT-Y	MBR 15200 CT-Y	UNIT	
Marking code		MBR15 45CT	MBR15 60CT	MBR15 100CT	MBR15 150CT	MBR15 200CT		
Maximum repetitive peak reverse voltage	V _{RRM}	45	60	100	150	200	V	
Maximum RMS voltage	V _{RMS}	31	42	70	105	140	V	
Maximum DC blocking voltage	V _{DC}	45	60	100	150	200	V	
Maximum average forward rectified current	I _{F(AV)}	15						A
Peak repetitive forward current (Rated V _R , Square wave, 20KHz)	I _{FRM}	15						A
Peak forward surge current, 8.3 ms single half sine-wave superimposed on rated load	I _{FSM}	150						A
Peak repetitive reverse surge current (Note 1)	I _{RRM}	1	0.5					A
Maximum instantaneous forward voltage (Note 2) I _F =7.5A, T _J =25°C I _F =7.5A, T _J =125°C I _F =15A, T _J =25°C I _F =15A, T _J =125°C	V _F	- 0.57 0.84 0.72	0.75 0.65 - -	0.92 0.82 - -	1.05 0.92 - -		V	
Maximum reverse current @ rated V _R T _J =25°C T _J =125°C	I _R	0.5 10	0.3 7.5	0.1 5.0			mA	
Voltage rate of change (Rated V _R)	dV/dt	10000						V/μs
Typical thermal resistance	R _{θJC}	1.5						°C/W
	R _{θJA}	10						
Operating junction temperature range	T _J	- 55 to +150						°C
Storage temperature range	T _{STG}	- 55 to +150						°C

Note 1: tp = 2.0 μs, 1.0KHz

Note 2: Pulse test with PW=300μs, 1% duty cycle

ORDERING INFORMATION				
PART NO.	PACKING CODE	PACKING CODE SUFFIX	PACKAGE	PACKING
MBR15xxCT-Y (Note 1)	C0	G	TO-220AB	50 / Tube

Note 1: "xx" defines voltage from 45V (MBR1545CT-Y) to 200V (MBR15200CT-Y)

EXAMPLE				
PREFERRED P/N	PART NO.	PACKING CODE	PACKING CODE SUFFIX	DESCRIPTION
MBR1560CT-Y C0G	MBR1560CT-Y	C0	G	Green compound

RATINGS AND CHARACTERISTICS CURVES

(T_A=25°C unless otherwise noted)

FIG.1 FORWARD CURRENT DERATING CURVE

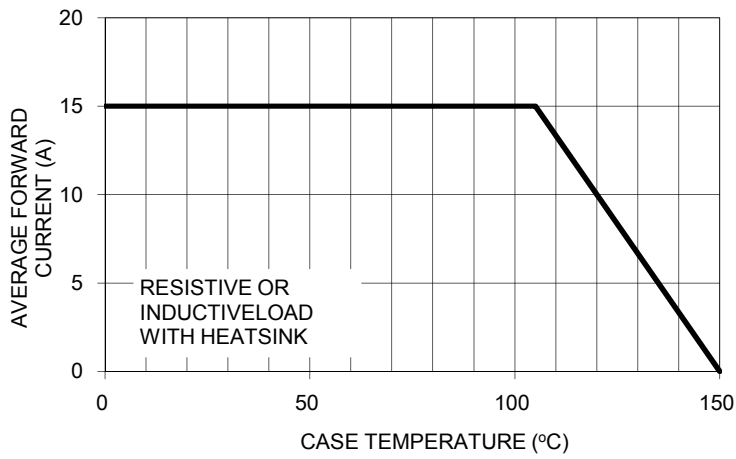


FIG. 2 MAXIMUM NON-REPETITIVE FORWARD SURGE CURRENT PER LEG

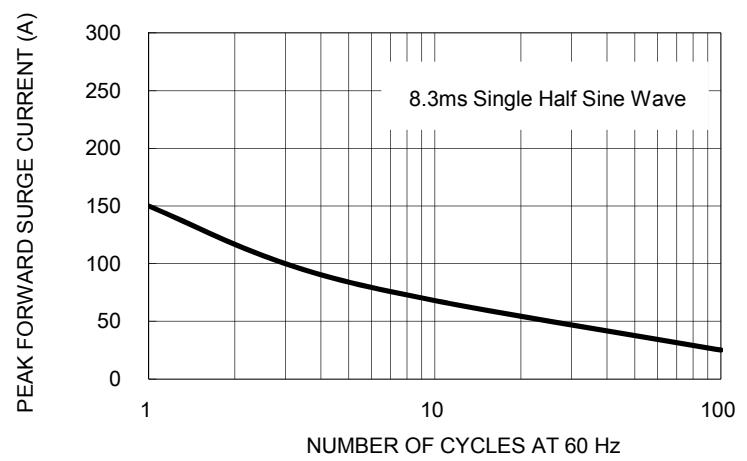


FIG.3 TYPICAL INSTANTANEOUS FORWARD CHARACTERISTICS PER LEG

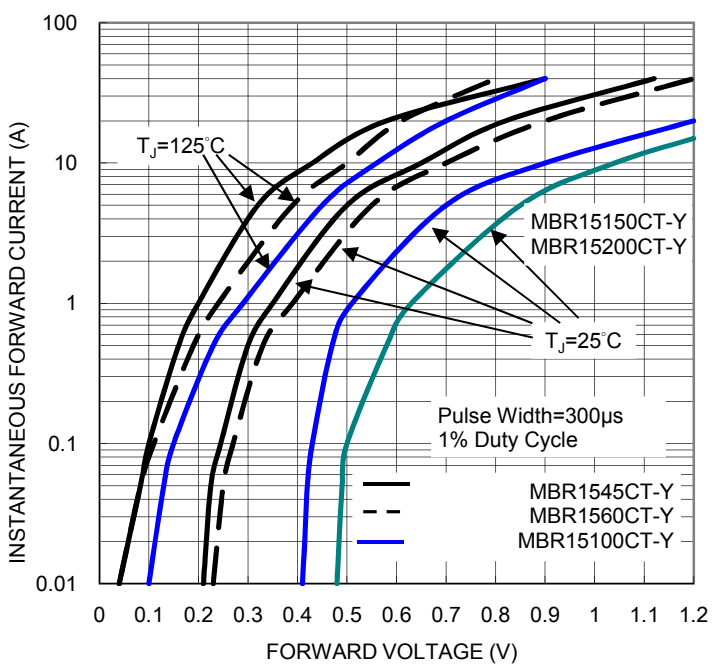


FIG. 4 TYPICAL REVERSE CHARACTERISTICS PER LEG

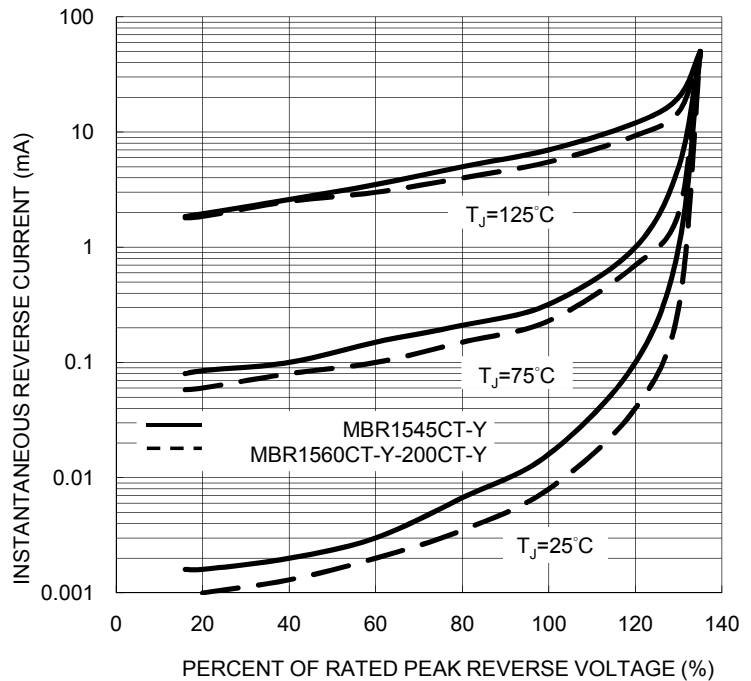


FIG. 5 TYPICAL JUNCTION CAPACITANCE PER LEG

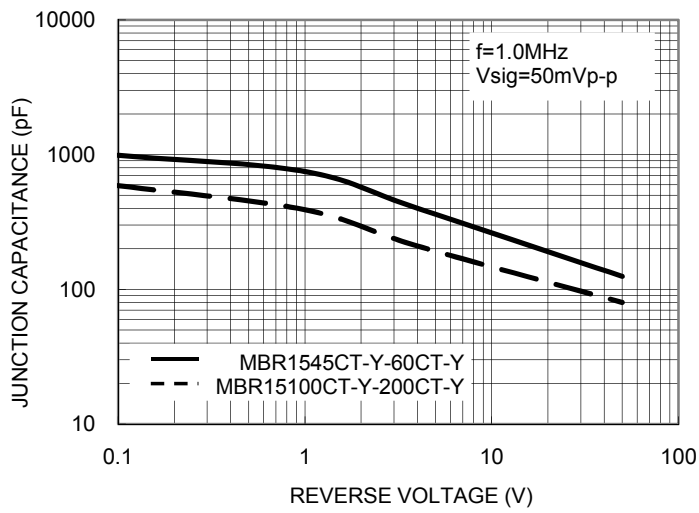
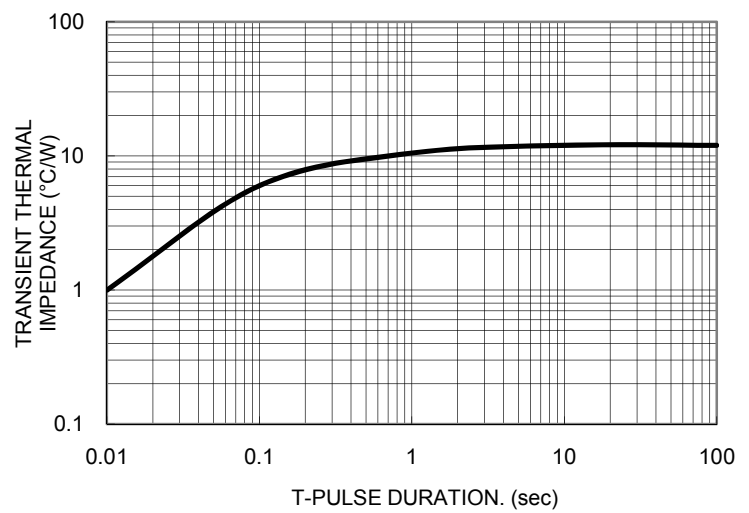
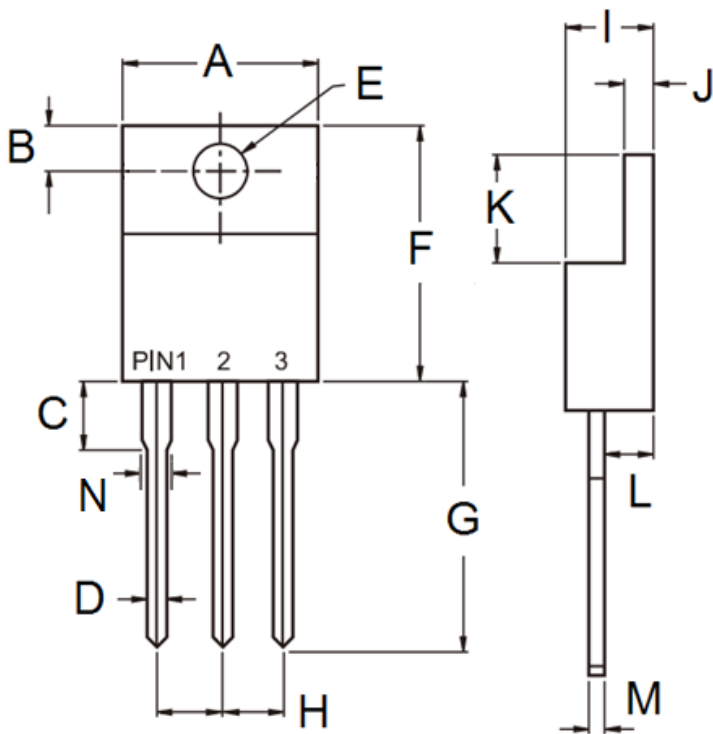


FIG. 6 TYPICAL TRANSIENT THERMAL CHARACTERISTICS PER LEG



PACKAGE OUTLINE DIMENSIONS
TO-220AB



DIM.	Unit (mm)		Unit (inch)	
	Min	Max	Min	Max
A	-	10.50	-	0.413
B	2.62	3.44	0.103	0.135
C	2.80	4.20	0.110	0.165
D	0.68	0.94	0.027	0.037
E	3.54	4.00	0.139	0.157
F	14.60	16.00	0.575	0.630
G	13.19	14.79	0.519	0.582
H	2.41	2.67	0.095	0.105
I	4.42	4.76	0.174	0.187
J	1.14	1.40	0.045	0.055
K	5.84	6.86	0.230	0.270
L	2.20	2.80	0.087	0.110
M	0.35	0.64	0.014	0.025

MARKING DIAGRAM



- P/N = Marking Code
- G = Green Compound
- YWW = Date Code
- F = Factory Code

Notice

Specifications of the products displayed herein are subject to change without notice. TSC or anyone on its behalf, assumes no responsibility or liability for any errors or inaccuracies.

Information contained herein is intended to provide a product description only. No license, express or implied, to any intellectual property rights is granted by this document. Except as provided in TSC's terms and conditions of sale for such products, TSC assumes no liability whatsoever, and disclaims any express or implied warranty, relating to sale and/or use of TSC products including liability or warranties relating to fitness for a particular purpose, merchantability, or infringement of any patent, copyright, or other intellectual property right.

The products shown herein are not designed for use in medical, life-saving, or life-sustaining applications. Customers using or selling these products for use in such applications do so at their own risk and agree to fully indemnify TSC for any damages resulting from such improper use or sale.