

# Wirewound Resistors, Open Air, Current Sense, Low Value



## FEATURES

- Open air design
- Low resistance values for all types of current sensing, voltage division and pulse applications including switching and linear supplies, instrumentation and power amplifiers
- All welded construction
- Solid metal nickel-chrome or copper-nickel alloy resistive element
- Solderable terminations
- Very low inductance
- AEC-Q200 qualified available <sup>(1)</sup>
- Compliant to RoHS Directive 2002/95/EC



**RoHS\***  
COMPLIANT  
**GREEN**  
(5-2008)\*\*  
Available

## Note

<sup>(1)</sup> Flame retardance test may not be applicable to some resistor technologies.

## Notes

\* Pb containing terminations are not RoHS compliant, exemptions may apply

\*\* Please see document "Vishay Material Category Policy": [www.vishay.com/doc/99902](http://www.vishay.com/doc/99902)

## STANDARD ELECTRICAL SPECIFICATIONS

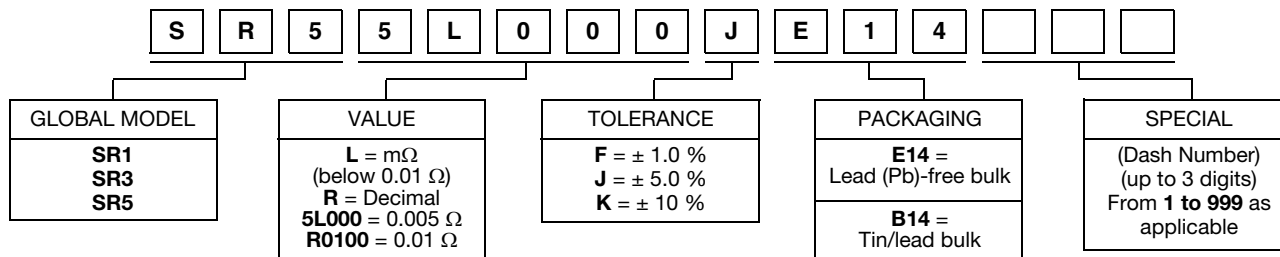
MODEL	POWER RATING $P_{70\text{ }^{\circ}\text{C}}$ W	RESISTANCE RANGE $\Omega$	TOLERANCE $\pm \%$
SR1	1.0	0.005 to 0.03	1, 5
SR3	3.0	0.005 to 0.05	1, 5
SR5	5.0	0.004 to 0.05	1, 5

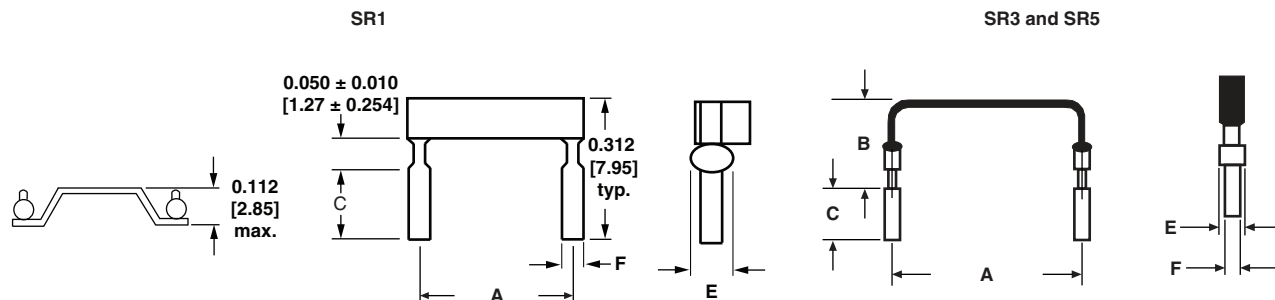
## TECHNICAL SPECIFICATIONS

PARAMETER	UNIT	SR RESISTOR CHARACTERISTICS
Temperature Coefficient	ppm/ $^{\circ}\text{C}$	$\pm 100 = 0.01\ \Omega$ to $0.05\ \Omega$ ; $\pm 175 = 0.0051\ \Omega$ to $0.0099\ \Omega$ ; $\pm 300 = 0.004\ \Omega$ to $0.005\ \Omega$
Operating Temperature Range	$^{\circ}\text{C}$	- 65 to + 275
Maximum Continuous Current	A	$(P/R)^{1/2}$

## GLOBAL PART NUMBER INFORMATION

Global Part Numbering example: SR55L000JE14



**DIMENSIONS** in inches [millimeters]


MODEL	DIMENSIONS in inches [millimeters]				
	A	B	C	E	F
SR1	0.450 + 0.020 [11.43 + 0.508]	-	0.125 ± 0.030 [3.18 ± 0.762]	0.070 [1.78]	0.040 ± 0.002 [1.02 ± 0.051]
SR3	0.600 + 0.040/- 0.020 [15.24 + 1.020/- 0.508]	1.0 maximum [25.4 maximum]		0.065 + 0.010/- 0.005 [1.65 + 0.254/- 0.127]	
SR5	0.800 + 0.040/- 0.020 [20.32 + 1.020/- 0.508]				

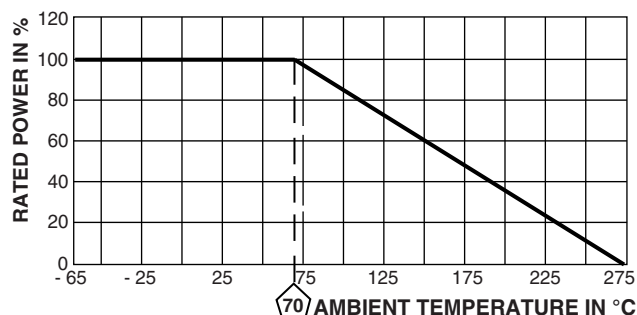
**MATERIAL SPECIFICATIONS**

**Element:** Nickel-chrome or copper-nickel alloy depending on resistance value

**Terminals:** Tinned copper

**Encapsulation:** None

**Marking:** None

**DERATING**


PERFORMANCE		
TEST	CONDITIONS OF TEST	TEST LIMITS
Temperature Cycling	- 55 °C to + 125 °C, 1000 cycles, 15 min at each extreme	± (1.0 % + 0.0005 Ω) ΔR
Low Temperature Storage	- 65 °C for 24 h	± (0.5 % + 0.0005 Ω) ΔR
High Temperature Exposure	1000 h at + 275 °C	± (2.0 % + 0.0005 Ω) ΔR
Bias Humidity	+ 85 °C, 85 % RH, 10 % bias, 1000 h	± (1.0 % + 0.0005 Ω) ΔR
Mechanical Shock	100 g's for 11 ms, 5 pulses	± (0.2 % + 0.0005 Ω) ΔR
Vibration	Frequency varied 10 Hz to 2000 Hz in 1 min, 3 directions, 12 h	± (0.2 % + 0.0005 Ω) ΔR
Load Life	1000 h at rated power, + 70 °C, 1.5 h "ON", 0.5 h "OFF"	± (2.0 % + 0.0005 Ω) ΔR
Resistance to Solder Heat	+ 260 °C solder, 10 s to 12 s dwell, 25 mm/s emergence	± (0.5 % + 0.0005 Ω) ΔR
Moisture Resistance	MIL-STD-202 method 106, 0 % power, 7a and 7b not required	± (0.5 % + 0.0005 Ω) ΔR



## Disclaimer

ALL PRODUCT, PRODUCT SPECIFICATIONS AND DATA ARE SUBJECT TO CHANGE WITHOUT NOTICE TO IMPROVE RELIABILITY, FUNCTION OR DESIGN OR OTHERWISE.

Vishay Intertechnology, Inc., its affiliates, agents, and employees, and all persons acting on its or their behalf (collectively, "Vishay"), disclaim any and all liability for any errors, inaccuracies or incompleteness contained in any datasheet or in any other disclosure relating to any product.

Vishay makes no warranty, representation or guarantee regarding the suitability of the products for any particular purpose or the continuing production of any product. To the maximum extent permitted by applicable law, Vishay disclaims (i) any and all liability arising out of the application or use of any product, (ii) any and all liability, including without limitation special, consequential or incidental damages, and (iii) any and all implied warranties, including warranties of fitness for particular purpose, non-infringement and merchantability.

Statements regarding the suitability of products for certain types of applications are based on Vishay's knowledge of typical requirements that are often placed on Vishay products in generic applications. Such statements are not binding statements about the suitability of products for a particular application. It is the customer's responsibility to validate that a particular product with the properties described in the product specification is suitable for use in a particular application. Parameters provided in datasheets and/or specifications may vary in different applications and performance may vary over time. All operating parameters, including typical parameters, must be validated for each customer application by the customer's technical experts. Product specifications do not expand or otherwise modify Vishay's terms and conditions of purchase, including but not limited to the warranty expressed therein.

Except as expressly indicated in writing, Vishay products are not designed for use in medical, life-saving, or life-sustaining applications or for any other application in which the failure of the Vishay product could result in personal injury or death. Customers using or selling Vishay products not expressly indicated for use in such applications do so at their own risk. Please contact authorized Vishay personnel to obtain written terms and conditions regarding products designed for such applications.

No license, express or implied, by estoppel or otherwise, to any intellectual property rights is granted by this document or by any conduct of Vishay. Product names and markings noted herein may be trademarks of their respective owners.

## Material Category Policy

**Vishay Intertechnology, Inc. hereby certifies that all its products that are identified as RoHS-Compliant fulfill the definitions and restrictions defined under Directive 2011/65/EU of The European Parliament and of the Council of June 8, 2011 on the restriction of the use of certain hazardous substances in electrical and electronic equipment (EEE) - recast, unless otherwise specified as non-compliant.**

**Please note that some Vishay documentation may still make reference to RoHS Directive 2002/95/EC. We confirm that all the products identified as being compliant to Directive 2002/95/EC conform to Directive 2011/65/EU.**

**Vishay Intertechnology, Inc. hereby certifies that all its products that are identified as Halogen-Free follow Halogen-Free requirements as per JEDEC JS709A standards. Please note that some Vishay documentation may still make reference to the IEC 61249-2-21 definition. We confirm that all the products identified as being compliant to IEC 61249-2-21 conform to JEDEC JS709A standards.**