MALE PCB PINS

PRINTED CIRCUIT PINS

4006

4006-X-00-XX-00-00-03-0

Hex press-fit in .034 mounting hole

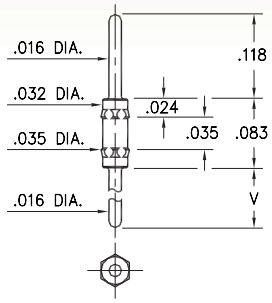

Basic Part Number	Length V
4006-0	.118
4006-1	.188
4006-2	.288

3121

3121-X-00-XX-00-00-08-0

Solder mount in .023 mounting hole
Material is annealed.

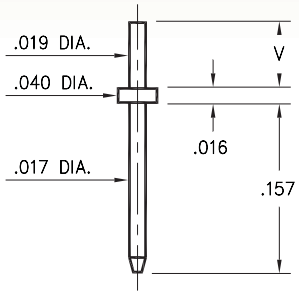

Basic Part Number	Substrate Thickness	Length V
3121-1	.025	.061
3121-2	.040	.075

3128

3128-X-00-XX-00-00-08-0

Solder mount in .024 min. mounting hole

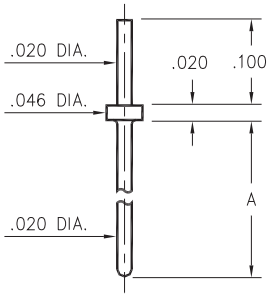

Basic Part Number	Length A
3128-1	.250
3128-2	.425
3128-3	.525
3128-4	.550
3128-5	.930

3006

3006-0-00-XX-00-00-03-0

Press-fit in .034 mounting hole

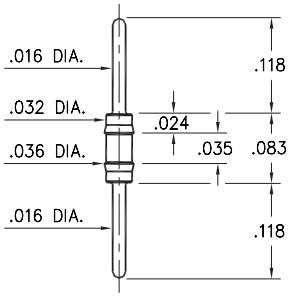

8885

8885-0-00-XX-00-00-03-0

Press-fit in .057 mounting hole

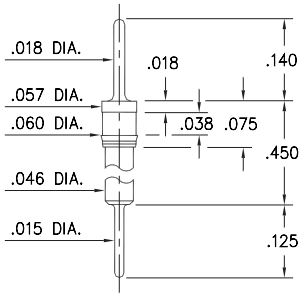

6218

6218-0-00-XX-00-00-03-0

Press-fit in .057 mounting hole

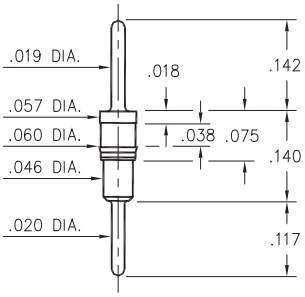

5012

5012-0-00-XX-00-00-03-0

Press-fit in .057 mounting hole

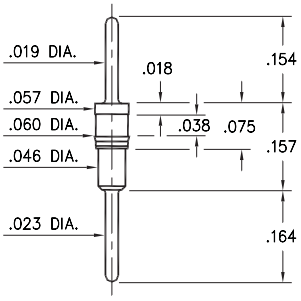

9081

9081-0-00-XX-00-00-08-0

Solder mount in .024 mounting hole

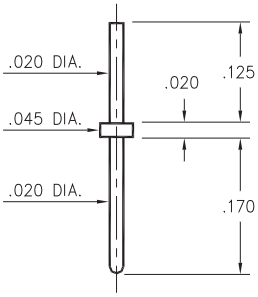

3039

3039-0-00-15-00-00-03-0

Press-fit in .025 mounting hole

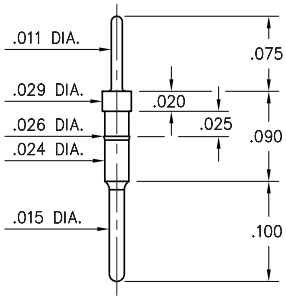

SPECIFICATIONS:

Pin Material: Brass Alloy 360, 1/2 Hard
(Except where noted)

Dimensions: Inches

Tolerances On: Lengths: ±.005
Diameters: ±.002
Angles: ±2°

RoHS-2 2011/65/EU

ORDER CODE: XXXX - X - 00 - XX - 00 - 00 - XX - 0

BASIC PART #

SPECIFY PIN FINISH:

- **01** 200 µ" TIN/LEAD OVER NICKEL
- ◆ **80** 200 µ" TIN OVER NICKEL (RoHS)
- ◆ **15** 10 µ" GOLD OVER NICKEL (RoHS)
- ◆ **21** 20 µ" GOLD OVER NICKEL (RoHS)
- ◆ **34** 50 µ" GOLD OVER NICKEL (RoHS)

MILL-MAX® Mill-Max Mfg. Corp. • 190 Pine Hollow Road, P.O. Box 300, Oyster Bay, NY 11771 • 516-922-6000 • Fax: 516-922-9253 • www.mill-max.com