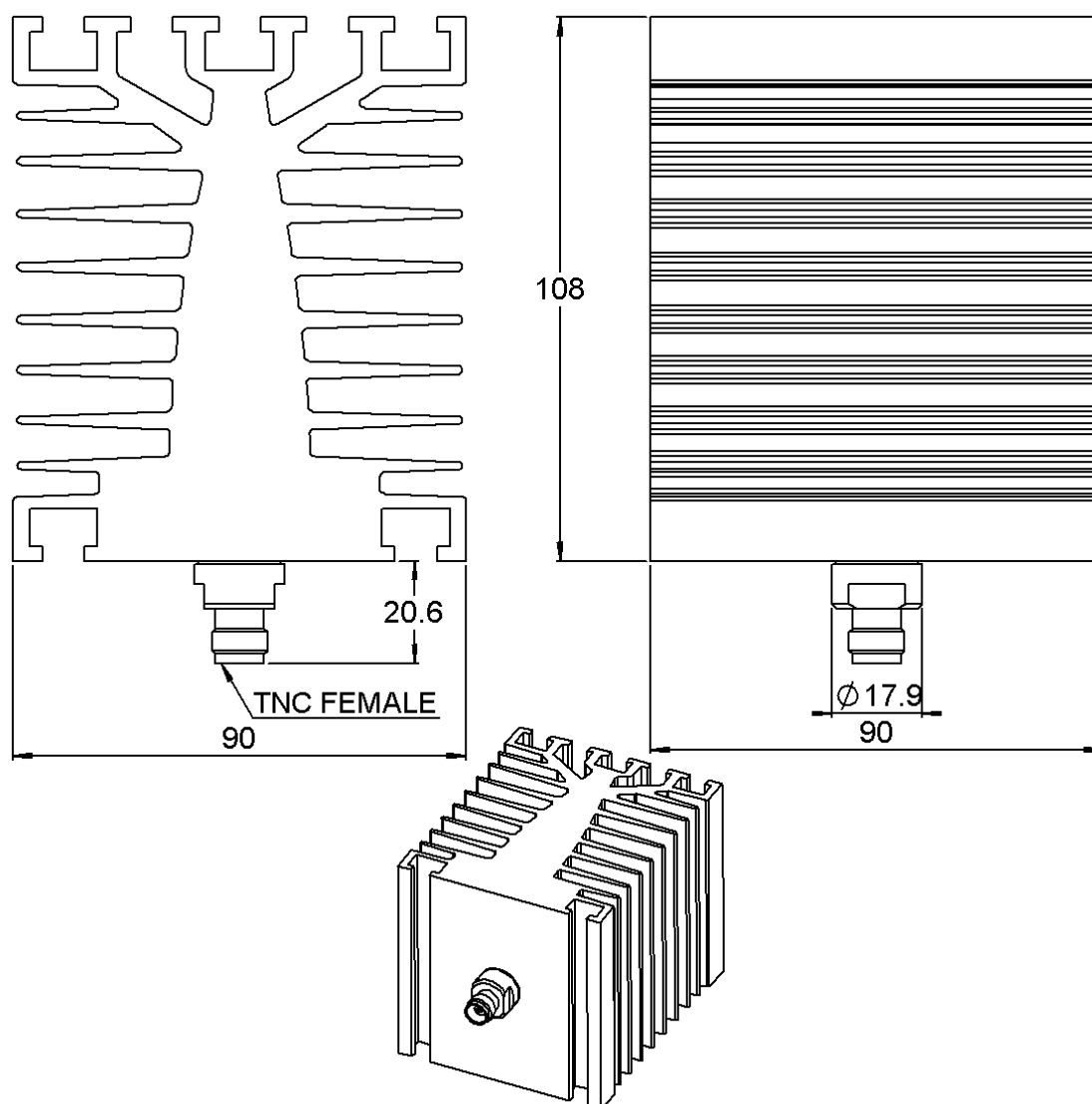
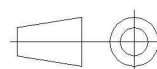


TNC FEMALE COAXIAL TERMINATION

6 GHZ 100W

R404.773.000Series : **TERMINATION**

All dimensions are in mm.



COMPONENTS	MATERIALS	PLATING(μm)
BODY	STAINLESS STEEL	PASSIVATED
CENTER CONTACT	BERYLLIUM COPPER	GOLD 0.5 OVER NICKEL PHOSPHORUS 2
OUTER CONTACT		
INSULATOR	PTFE	
GASKET		
SUBSTRATE	ALUMINIUM NITRIDE	
RESISTOR	THICK FILM	
OTHERS PARTS	ALUMINIUM	BLACK ANODIZATION

Issue : 1329 A

In the effort to improve our products, we reserve the right to make changes judged to be necessary.

RADIAL

TNC FEMALE COAXIAL TERMINATION**R404.773.000****6 GHZ 100W**Series : **TERMINATION****ELECTRICAL CHARACTERISTICS**

Frequency (GHz)	DC - 3	3 - 6
V.S.W.R (\leq)	1.20	1.30

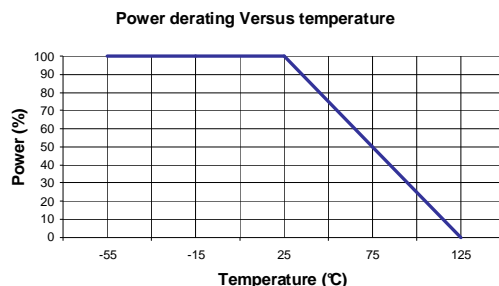
Operating Frequency Range	DC - 6	GHz
Impedance	50	Ω
DC Resistance	50	$\Omega \pm 5\%$
Peak power at 25°C (1 μ s, 1%)	2000	W
Average power at 25°C	100	W (Free Air Cooled)
		W (Conduction Cooled)

MECHANICAL CHARACTERISTICS

Connectors	TNC	Female	MIL C39012
Weight	1 190,8800 g		

ENVIRONMENTAL CHARACTERISTICS

Operating temperature range	-55/+125 °C
Storage temperature range	-55/+125 °C

**SPECIFICATION****OTHER CHARACTERISTICS**

MOUNTED WITH VERTICAL COOLING FINS AND NATURAL CONVECTION

Issue : 1329 A

In the effort to improve our products, we reserve the right to make changes judged to be necessary.

RADIAL 