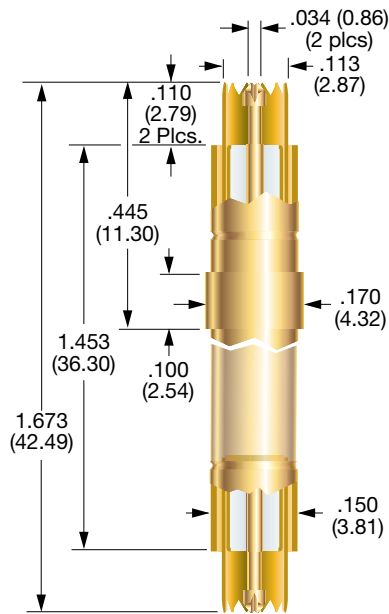


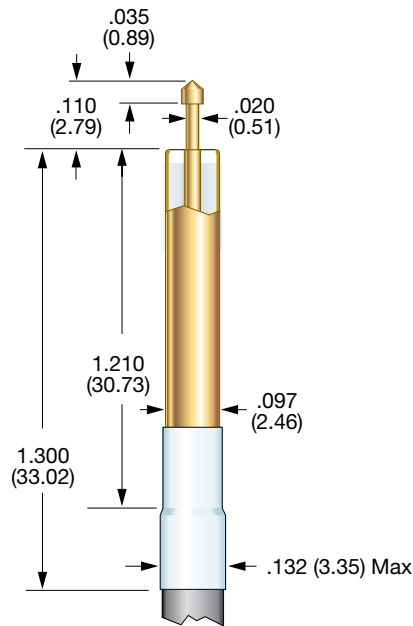
101097**PROBE SPECIFICATIONS****Minimum Centers:** .200 (5.08)**Current Rating:** 3 amps continuous**Spring Force:**

Signal Conductor:

1.6 oz. @ .037 (0.94) travel, each end

Shielding Plunger:

3.4 oz. @ .037 (0.94) travel, each end

Nominal Impedance: 50 Ω **Maximum Travel:** .075 (1.91) each end**Working Travel:** .037 (0.94) each end**MATERIALS****Barrel:** Brass, gold plated**Spring:** Stainless steel, gold plated**Shielding Plunger:** Beryllium copper, gold plated**Dielectric Insulator:** Teflon**Shielding Tube:** Brass, gold plated**Signal Conductor:** 100617-000 probe**100526****PROBE SPECIFICATIONS****Minimum Centers:** .150 (3.18)**Current Rating:** 3 amps continuous**Spring Force:**

Signal Conductor:

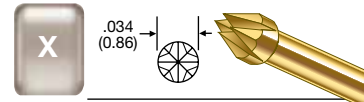
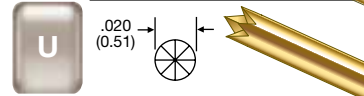
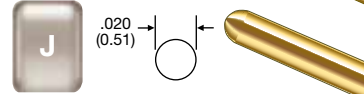
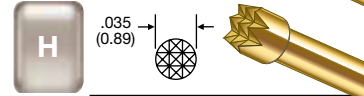
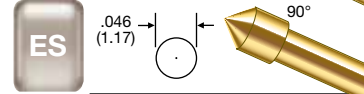
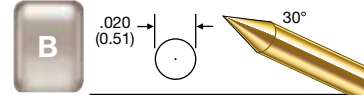
1.6 oz. @ .070 (1.78) travel: tips B, J, U

2.0 oz. @ .070 (1.78) travel: tips ES, H

Nominal Impedance: 50 Ω **Maximum Travel:**

.090 (2.29) for tips B, J, & U

.075 (1.91) for tips ES, & H

Working Travel: .070 (1.78)**MATERIALS****Spring:** Beryllium copper, gold plated**Dielectric Insulator:** Teflon**Shielding Tube:** Brass, gold plated**Signal Conductor:** Series S, Size 00 probe**Coaxial Cable:** RG 316**101097 SIGNAL TIP****100526 SIGNAL TIPS****HOW TO ORDER****101097****X****X**BASE PART
NUMBERTOP
SIGNAL
PROBE
TIPBOTTOM
SIGNAL
PROBE
TIP**HOW TO ORDER****100526****ES****12****AM**BASE PART
NUMBERSIGNAL
PROBE TIPCABLE
LENGTH

TERMINATION

CABLE LENGTH:
12 - 12 INCHES
36 - 36 INCHESNC: No CONNECTOR
AM: SMA MALE
AF: SMA FEMALE

* WHEN ORDERING WITH A PREATTACHED CONNECTOR, PLEASE NOTE THAT THE CONNECTOR WILL NOT FIT THROUGH THE PROBE MOUNTING HOLE. THE PROBE MUST BE INSERTED FROM THE BOTTOM SIDE OF THE MOUNTING PLATE.

CONSULT IDI FOR MORE INFORMATION.

Specifications subject to change without notice. Dimensions in inches (millimeters)