| Part Number | Length (Meters) |
|---|---|
| CA0162C22601012 | 1 (3.28 FEET) |
| CA0162C22602012 | 2 (6.56 FEET) |
| CA0162C22603012 | 3 (9.84 FEET) |
| CA0162C22605012 | 5 (16.40 FEET) |
| CA0162C22607012 | 7 (22.96 FEET) |
| CA0162C22610012 | 10 (32.80 FEET) |
| CA0162C22613012 | 13 (42.65 FEET) |
| CA0162C22615012 | 15 (49.21 FEET) |

| REVISIONS | | | | | | | |
|---|---|---|---|---|---|---|---|
| REV | ZONE | ECO | DESCRIPTION | DATE | BY | CHK | APPR |
| A1 | - | - | TECHNICAL DATA SHEET RELEASE | 14-JULY-2017 | RO | - | – |

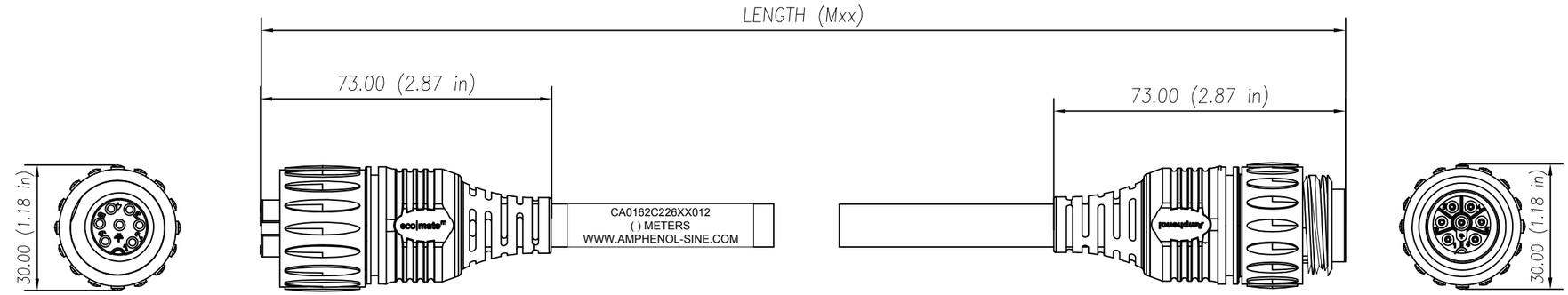


FEMALE CONNECTOR PLUG

MALE CONNECTOR PLUG

WIRING DIAGRAM

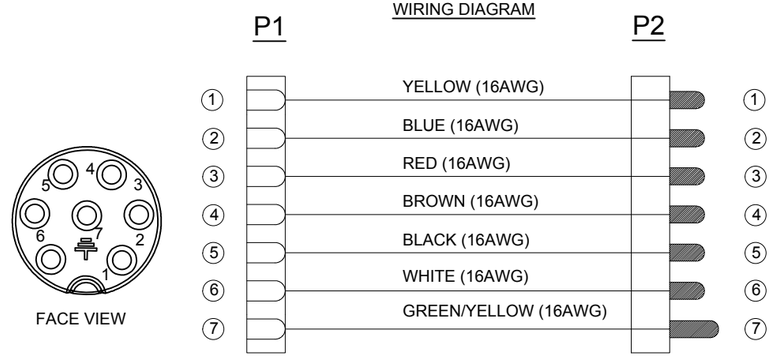


CAN BE USED WITH MATING
MALE RECEPTACLE
# CA0161G116005




FACE VIEW

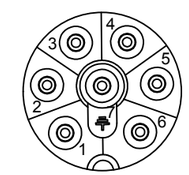


FACE VIEW

CAN BE USED WITH MATING
FEMALE RECEPTACLE
# CA0161F116005

TECHNICAL DATA:

1) MATERIALS:
   - COUPLING NUT: NYLON PA 6.6
   - INSULATION INSERT: NYLON PA 6.6, UL 94/V-0
   - CONTACT: SILVER PLATED
   - OVERMOLD MATERIAL: THERMOPLASTIC COLOR: BLACK
   - CABLE RATING: UL LISTED: TC-ER PER UL 1277, MTW PER UL 1063, WTTC PER UL 2277, SUMERSIBLE PUMP ATTRIBUTES LISTED: UL OIL RES I/II, 75°C WET; 90°C DRY, SUNLIGHT RESISTANT, DIRECT BURIAL, NFPA 79 2015
   - CABLE JACKET MATERIAL: PVC COLOR: BLACK
   - CONDUCTOR INSULATION: PVC
   - NUMBER OF CONDUCTORS: (7) 16AWG
   - GASKET MATERIAL: NEOPREN

2) ELECTRICAL DATA:
   - CURRENT (MAX): 13A
   - VOLTAGE (MAX): 250V AC/DC
   - INSULATION RESISTANCE (MIN): 100M OHMS
   - RATED IMPULSE WITHSTAND VOLTAGE: 6000V

3) MECHANICAL DATA:
   - TEMPERATURE RANGE: -40°C TO +100°C
   - PROTECTION: IP68 (MATED CONDITION)
   - MATING CYCLES: >500

4) RoHS COMPLIANT

| TOLERANCE | |
|---|---|
| 0-2.99 M = +100.0/-25.0mm | 0-9.99 FT = +4" / -1" |
| 3-8.99 M = +150.0/-25.0mm | 10.00-29.99 FT = +6" / -1" |
| 9-14.99 M = +300.0/-25.0mm | 30.00-49.99 FT = +12" / -1" |
| 15-OVER M = +450.0/-25.0mm | 50 FT-OVER = +18" / -1" |

Risk of Electrical Shock
Do Not Disconnect Under Load.
Risque de chocs electriques
Ne pas debrancher sous tension.
WARNING

| QUANTITY | PART NUMBER | DESCRIPTION | ITEM |
|---|---|---|---|
| | MATERIALS LIST | | |

UNLESS OTHERWISE SPECIFIED
1) All dimensions are in metric(mm).
2) Tolerances are as follows:
1 PL DEC ±0.30 | Fractions ±1/64
2 PL DEC ±0.15 | Angles ±1°
3 PL DEC ±0.08
3) Note reference = X

MATERIAL SPECIFICATIONS:

PROCESS SPECIFICATIONS:

NEXT ASS'Y:

| SIGNATURES | | DATE |
|---|---|---|
| DRAWN: | RO | 6-JUNE-17 |
| CHECKED: | AA | 6-JUNE-17 |
| ENGINEER: | MF | |
| APPROVAL: | WS | 6-JUNE-17 |
| CUSTOMER: | | |

THIS DRAWING IS SUPPLIED FOR INFORMATION ONLY. DESIGN FEATURES, SPECIFICATIONS AND PERFORMANCE DATA SHOWN HEREON ARE THE PROPERTY OF THE AMPHENOL CORPORATION. NO RIGHTS OF REPRODUCTION ARE IMPLIED. ALL DIMENSIONS ARE SUBJECT TO NORMAL MANUFACTURING VARIATIONS.

Amphenol
Sine Systems - www.sineco.com
44724 Morley Drive
Clinton Township, MI 48036

ECOMATE 7 POS CIRCULAR MOLDED, STD. STRAIN RELIEF, M-F, 16AWG.

| SIZE | TYPE | DWG NO | REVISION |
|---|---|---|---|
| | C- | CA0162C226XX012 | A1 |

SCALE: HALF | CA0162C226XX012 | SHEET 1 OF 1

TITLE: M8, 5PIN,M-SIZE-STD-STRAIN RELIEF
DWG NO: MFG/AA/CA0162XXX
REV: C1
SHT: 1
OF: 1