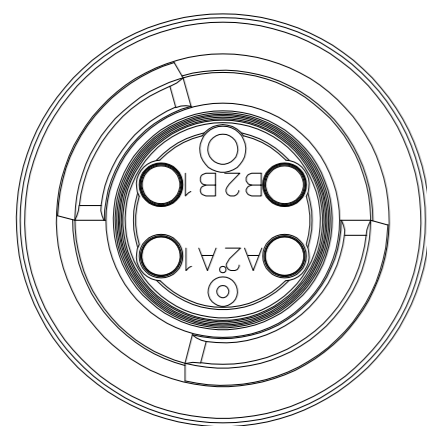
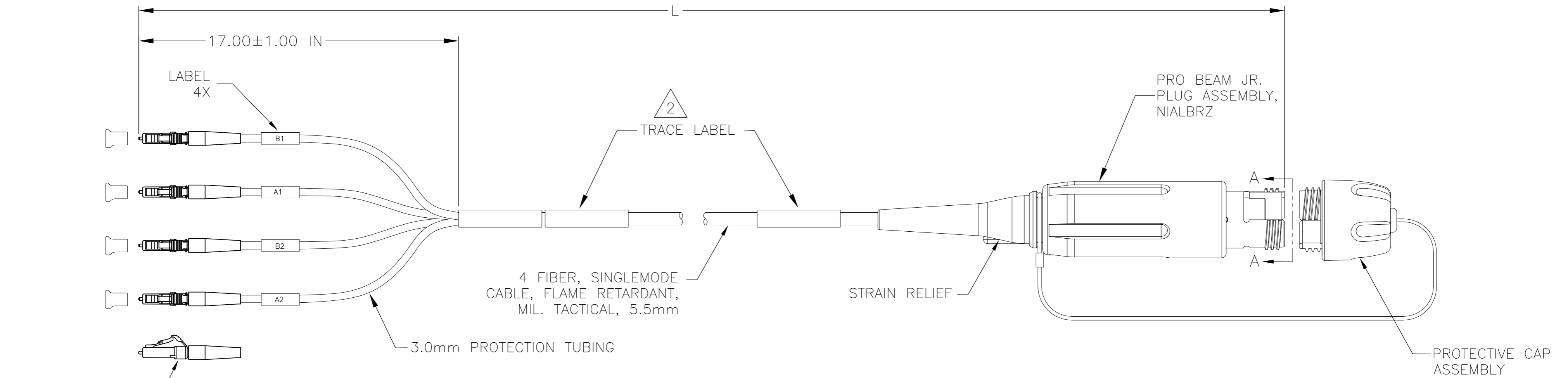


THIS DRAWING IS UNPUBLISHED. RELEASED FOR PUBLICATION  
 © COPYRIGHT - By - ALL RIGHTS RESERVED.

LOC		DIST		REVISIONS			
P	LTR	DESCRIPTION		DATE	DWN	APVD	
	A1	REV LC CONN PROTECTIVE CAP		17APR15	KG	KG	


1. MAXIMUM CONNECTOR INSERTION LOSS: 1.5 dB PRO BEAM JR. (1550nm)  
0.5 dB LC (1550nm)
2. MINIMUM CONNECTOR RETURN LOSS: 34 dB PRO BEAM JR. (1550nm)  
55 dB LC (1550nm)

3 SEE TRACE LABEL DETAIL.



VIEW A-A  
(NOT TO SCALE)

TE CONNECTIVITY  
BAR CODE



TE CONNECTIVITY  
TRACE NO.  
TE CONNECTIVITY  
PART NO.

TRACE LABEL DETAIL 3

LC LABEL	PRO BEAM JR. POSITION
B1	A1
A1	B1
B2	A2
A2	B2

FIBER PATH CHART

30.5+1.0/-0	1938500-2
15.000±0.150	1938500-1
L	PART NUMBER

THIS DRAWING IS A CONTROLLED DOCUMENT.		DWN K.GLATFELTER 22MAR2010	TE Connectivity	
DIMENSIONS: METERS		CHK J.BARRY 22MAR2010	NAME	
TOLERANCES UNLESS OTHERWISE SPECIFIED:		APVD J.BARRY 22MAR2010	CABLE ASSEMBLY, FIBER OPTIC, 4 FIBER, SINGLEMODE, PRO BEAM JR., PLUG (NIALBRZ) TO (4) LC, 4 x 1550nm	
0 PLC ± -	1 PLC ± -	PRODUCT SPEC	SIZE	RESTRICTED TO
2 PLC ± -	3 PLC ± -	APPLICATION SPEC	CAGE CODE	
4 PLC ± -	ANGLES ± -		DRAWING NO	
MATERIAL	FINISH	WEIGHT	A2 00779	1938500
			SCALE	SHEET
			NTS	1 of 1
			REV	A1
CUSTOMER DRAWING				