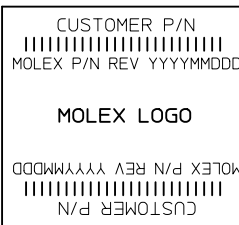


MOLEX MAT. NO.	MINI-B POLARIZATION		DIM "A"
	MINI-B PLUG #1 (HOST)	MINI-B PLUG #2 (TARGET)	
111014-5000	A	A	500±10
111014-5001	A	B	500±10
111014-5003	B	B	500±10
111014-5016	B	B	2620±10
111014-5017	A	A	1500±10
111014-5018	A	B	1000±10
111014-5019	A	B	1240±10
111014-5021	A	B	570±10
111014-5022	A	B	715±10
111014-5024	A	B	1640±10
111014-5025	A	B	1225±10
111014-5026	A	A	2000±20
111014-5027	A	B	2000±20
111014-5028	C	B	2000±20
111014-5029	D	B	2000±20
111014-5030	C	C	2000±20
111014-5031	A	A	3000±30
111014-5032	D	D	2000±20
111014-5033	D	D	3000±30
111014-5034	A	A	305±10
111014-5035	B	B	4800±20

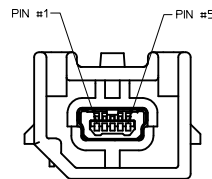
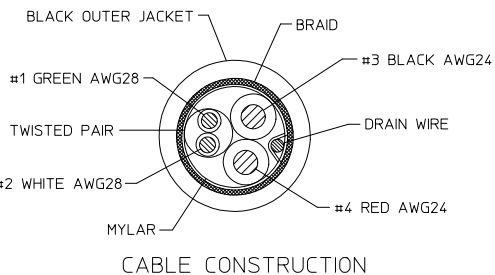
WIRING DIAGRAM

SIGNAL NAME	CONTACT #	MINI-B PLUG #1 (HOST)	MINI-B PLUG #2 (TARGET)	CONTACT #	SIGNAL NAME
		WIRE COLORS	WIRE COLORS		
VBUS	1	RED	RED	1	VBUS
D-	2	WHITE	WHITE	2	D-
D+	3	GREEN	GREEN	3	D+
NO CONNECT	4	NO CONNECT		4	NO CONNECT
GND	5	BLACK	BLACK	5	GND
CABLE BRAID	SHELL	BRAID TO SHELL TERMINATION		SHELL	CABLE BRAID



NOTES:

- PART MUST CONFORM TO THE ELECTRICAL CONNECTION SYSTEM DESIGN SPECIFICATION (SDS) VER 13, DATED 06-APR-06; TEMP CLASS *-40~85°C.
- UNLESS OTHERWISE SPECIFIED, PART MUST CONFORM TO THE LATEST LEVEL OF SAE/USCAR-30 AND USB 2.0.
- ALL PLASTIC PARTS MUST HAVE MATERIAL IDENTIFICATION SYMBOLS CLEARLY MARKED, WHEREVER PACKAGE SIZE PERMITS.
- GENERAL TOLERANCES: ±0.25 ALL ONE PLACE DIMENSIONS, ±0.15 ALL TWO PLACE DIMENSIONS, AND ±0.5° ALL ANGULAR DIMENSIONS.
- 0.3MM MAXIMUM RADIUS PERMISSIBLE ON EDGES AND FILLETS SHOWN AS SHARP FOR PLASTIC PARTS.
- PARTS ARE TO BE FREE OF SCRATCHES, DISCOLORATION, SALT RESIDUE OR OTHER IMPERFECTIONS THAT MAY AFFECT FUNCTION OR FIT OF PART.
- IDENTIFICATION LABEL MUST DISPLAY CUSTOMER PART NUMBER IF REQUIRED, SUPPLIER PART NUMBER, DATE CODE (YYYYMMDD), REVISION IF REQUIRED, AND LOGO.
- LEAD FREE, NO ROHS EXEMPTIONS.
- FINISHES: TERMINAL: SELECTIVE GOLD (Au) IN THE CONTACT AREA; THICKNESS = 0.75 MICROMETER (30 MICROINCH) MINIMUM OVER NICKEL (Ni) OVERALL; THICKNESS = 1.25 MICROMETER (50 MICROINCH) MINIMUM.
- PACKAGING SPECIFICATION: PK-68800-001.



MATING HEADER FOR MINI-B PLUGS (POLARIZATION - A SHOWN)

UPDATED PLUG HSG EC NO: CPG2013-2239 DRAWN: HARTINEZ 2013/01/22 CHKD: JPAW LCKI 2013/01/22 APPR: KMONROE 2013/02/18	QUALITY SYMBOLS	GENERAL TOLERANCES (UNLESS SPECIFIED)	DIMENSION STYLE	SCALE	DESIGN UNITS	THIRD ANGLE PROJECTION	
	▽=0	mm INCH	MM ONLY	2:1	METRIC	☉	
	▽=0	4 PLACES ±--- ±---	DRAWN BY DATE	J.REEVES 2007/07/27	TITLE	USB CABLE ASSEMBLY MINI-B PLUG STRAIGHT TO MINI-B PLUG STRAIGHT	
	▽=0	3 PLACES ±--- ±---	CHECKED BY DATE	J.REEVES 2007/07/27	molex MATERIAL NO. SD-111014-1000 DOCUMENT NO. 1 OF 1		
▽=0	2 PLACES ±0.13 ±---	APPROVED BY DATE	KMONROE 2010/03/16	THIS DRAWING CONTAINS INFORMATION THAT IS PROPRIETARY TO MOLEX INCORPORATED AND SHOULD NOT BE USED WITHOUT WRITTEN PERMISSION			
▽=0	1 PLACE ±0.25 ±---	0 PLACE ± ±---	ANGULAR ± 3 ° DRAFT WHERE APPLICABLE MUST REMAIN WITHIN DIMENSIONS				