

Solid-state relays - ST-OV4- 24DC/ 24DC/4-PRO - 2905585

Please be informed that the data shown in this PDF Document is generated from our Online Catalog. Please find the complete data in the user's documentation. Our General Terms of Use for Downloads are valid (<http://phoenixcontact.com/download>)




Plug-in power protective circuit solid-state relay, with signal logic, can be plugged into 4-pos. basic terminal blocks, input: 24 V DC, output: short-circuit-proof, 18 - 36 V DC/4 A

The figure shows the version ST-OV4- 24DC/24DC/1-PRO

Your advantages

- Feedback in the event of an error
- Reliable detection and indication of an open circuit on the load side
- Time-dependent overload shutdown for reliable protection against continuous overloads
- Fast short circuit shutdown with simultaneous current limitation
- After an overload or short-circuit has been triggered, a defined reset of the control voltage must be carried out
- Brief inrush peaks are ignored

Key Commercial Data

Packing unit	10 pc
GTIN	 4 017918 107611
GTIN	4017918107611

Technical data

Dimensions

Width	27 mm
Height	63.5 mm
Depth	114 mm

Ambient conditions

Ambient temperature (operation)	0 °C ... 60 °C
Ambient temperature (storage/transport)	0 °C ... 70 °C

Input data

Nominal input voltage U_N	24 V DC
-----------------------------	---------

Solid-state relays - ST-OV4- 24DC/ 24DC/4-PRO - 2905585

Technical data

Input data

Input voltage range in reference to U _N	0.5 ... 1.5
Input voltage range	12 V DC ... 36 V DC
Switching threshold "0" signal, voltage	5 V DC
Switching threshold "1" signal voltage	8.5 V DC
Typical input current at U _N	6.5 mA
Typical response time	300 µs
Typical turn-off time	700 µs
Status display	Yellow LED
Operating voltage display	Yellow LED
Type of protection	Reverse polarity protection
Protective circuit/component	Polarity protection diode
Transmission frequency	100 Hz

Output data

Output voltage range	18 V DC ... 36 V DC
Limiting continuous current	4 A (see derating curve)
Min. load current	1 mA
Current limitation at short-circuits	approx. 70 A
Voltage drop at max. limiting continuous current	200 mV
Output circuit	3-conductor, ground-referenced
Indication	Red LED
Type of protection	Reverse polarity protection
	Free-wheeling diode
Protective circuit/component	Damping diode
Output voltage range	5 V DC ... 36 V DC
Limiting continuous current	50 mA
Voltage drop at max. limiting continuous current	≤ 1.5 V
Output circuit	2-wire, floating
Type of protection	Reverse polarity protection
Protective circuit/component	Polarity protection diode

General

Test voltage input/output	2.5 kV AC
Test voltage output/output	2.5 kV AC
Mounting position	any
Assembly instructions	In rows with zero spacing
Standards/regulations	IEC 60664
	EN 50178

Standards and Regulations

Standards/regulations	IEC 60664
	EN 50178

Solid-state relays - ST-OV4- 24DC/ 24DC/4-PRO - 2905585

Technical data

Standards and Regulations

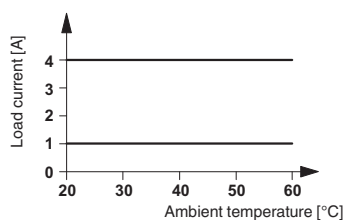
Insulation	Basic insulation
------------	------------------

Environmental Product Compliance

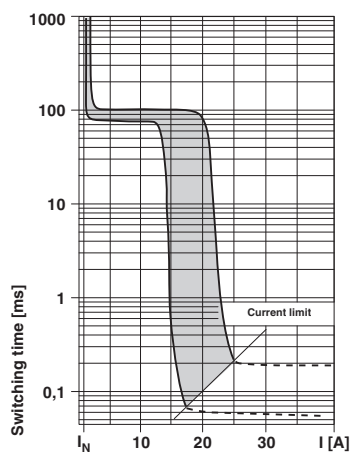
China RoHS	Environmentally Friendly Use Period = 50
	For details about hazardous substances go to tab "Downloads", Category "Manufacturer's declaration"

Drawings

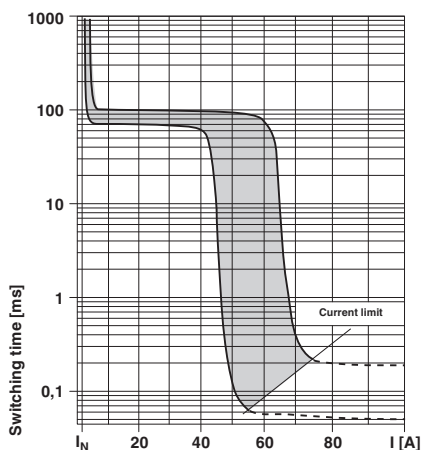
Diagram



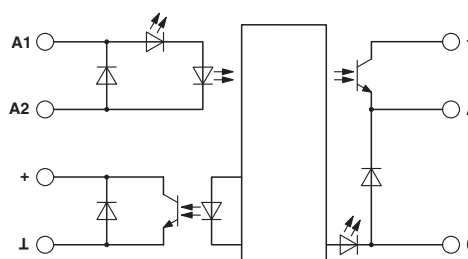
Diagram



Diagram



Circuit diagram



1 = protection and signal logic

Phoenix Contact 2018 © - all rights reserved
<http://www.phoenixcontact.com>

PHOENIX CONTACT GmbH & Co. KG
Flachmarktstr. 8
32825 Blomberg
Germany
Tel. +49 5235 300
Fax +49 5235 3 41200
<http://www.phoenixcontact.com>