



# Universal Multiwinding Transformers

PCA type

## PCA series

---

PCA11/5ER  
PCA14.5/6ER  
PCA15EFD  
PCA20EFD

---

## REMINDERS FOR USING THESE PRODUCTS

Before using these products, be sure to request the delivery specifications.

### SAFETY REMINDERS

Please pay sufficient attention to the warnings for safe designing when using these products.

#### REMINDERS

- The storage period is less than 12 months. Be sure to follow the storage conditions (Temperature: 5 to 40°C, Humidity: 10 to 75% RH or less).  
If the storage period elapses, the soldering of the terminal electrodes may deteriorate.
- Do not use or store in locations where there are conditions such as gas corrosion (salt, acid, alkali, etc.).
- Before soldering, be sure to preheat components.  
The preheating temperature should be set so that the temperature difference between the solder temperature and chip temperature does not exceed 150°C.
- Soldering corrections after mounting should be within the range of the conditions determined in the specifications.  
If overheated, a short circuit, performance deterioration, or lifespan shortening may occur.
- When embedding a printed circuit board where a chip is mounted to a set, be sure that residual stress is not given to the chip due to the overall distortion of the printed circuit board and partial distortion such as at screw tightening portions.
- Self heating (temperature increase) occurs when the power is turned ON, so the tolerance should be sufficient for the set thermal design.
- Carefully lay out the coil for the circuit board design of the non-magnetic shield type.  
A malfunction may occur due to magnetic interference.
- Use a wrist band to discharge static electricity in your body through the grounding wire.
- Do not expose the products to magnets or magnetic fields.
- Do not use for a purpose outside of the contents regulated in the delivery specifications.
- The products listed on this catalog are intended for use in general electronic equipment (AV equipment, telecommunications equipment, home appliances, amusement equipment, computer equipment, personal equipment, office equipment, measurement equipment, industrial robots) under a normal operation and use condition.  
The products are not designed or warranted to meet the requirements of the applications listed below, whose performance and/or quality require a more stringent level of safety or reliability, or whose failure, malfunction or trouble could cause serious damage to society, person or property.  
If you intend to use the products in the applications listed below or if you have special requirements exceeding the range or conditions set forth in the each catalog, please contact us.

- (1) Aerospace/Aviation equipment
- (2) Transportation equipment (cars, electric trains, ships, etc.)
- (3) Medical equipment
- (4) Power-generation control equipment
- (5) Atomic energy-related equipment
- (6) Seabed equipment
- (7) Transportation control equipment

- (8) Public information-processing equipment
- (9) Military equipment
- (10) Electric heating apparatus, burning equipment
- (11) Disaster prevention/crime prevention equipment
- (12) Safety equipment
- (13) Other applications that are not considered general-purpose applications

When designing your equipment even for general-purpose applications, you are kindly requested to take into consideration securing protection circuit/device or providing backup circuits in your equipment.

# Universal Multiwinding Transformers

Product compatible with RoHS directive  
Compatible with lead-free solders

## PCA Type

# Overview of the PCA Series

## FEATURES

- Multi-functional DC/DC transformers with each type provided with six cores, available in various inductance values.
- Supporting various turn ratios and inductance values when coils are arbitrarily connected externally, and can be used for many different purposes.
- Can be used as inductors (coupled, step-down, step-up, resonance) or DC/DC transformers (flyback, forward, push-pull).
- Supporting automatic winding and achieves high quality and stable production.
- Available in four types.

## APPLICATION

POL(Point of Load) DC/DC converters, digital home appliances, initial DC/DC power circuit check

## PART NUMBER CONSTRUCTION

|             |      |            |   |               |    |   |     |
|-------------|------|------------|---|---------------|----|---|-----|
| PCA         | 11/5 | ER         | - | U             | 01 | S | 002 |
| Series name |      | Core shape |   | Internal code |    |   |     |

## OPERATING TEMPERATURE RANGE, PACKAGE QUANTITY, PRODUCT WEIGHT

| Type        | Temperature range      |                       | Package quantity | Individual weight |
|-------------|------------------------|-----------------------|------------------|-------------------|
|             | Operating temperature* | Storage temperature** |                  |                   |
|             | (°C)                   | (°C)                  | (pieces/reel)    | (g)               |
| PCA11/5ER   | -40 to +85             | -40 to +85            | 1500             | 1.5               |
| PCA14.5/6ER | -40 to +85             | -40 to +85            | 600              | 2.9               |
| PCA15EFD    | -40 to +85             | -40 to +85            | 500              | 6.0               |
| PCA20EFD    | -40 to +85             | -40 to +85            | 400              | 13.5              |

\* Operating temperature range includes self-temperature rise.

\*\* The Storage temperature range is for after the circuit board is mounted.

RoHS Directive Compliant Product: See the following for more details related to RoHS Directive compliant products. <http://www.tdk.co.jp/rohs/>

• All specifications are subject to change without notice.

# Overview of the PCA Series

## RECOMMENDED REFLOW PROFILE

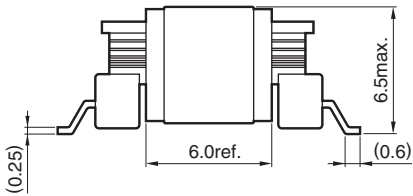
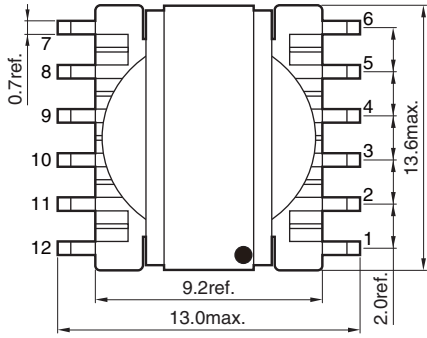


| Preheating |       |            | Soldering |           | Peak  |         |
|------------|-------|------------|-----------|-----------|-------|---------|
| Temp.      | Temp. | Time       | Temp.     | Time      | Temp. | Time    |
| T1         | T2    | t1         | T3        | t2        | T4    | t3      |
| 150°C      | 180°C | 60 to 120s | 230°C     | 10 to 30s | 245°C | 5s max. |

PCA series

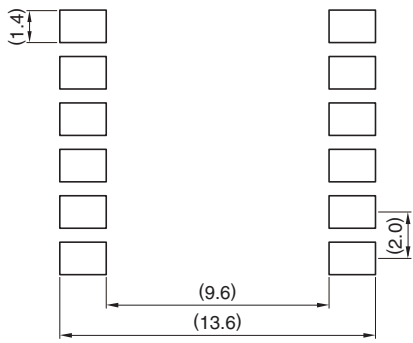
# PCA11/5ER Type

## SHAPE & DIMENSIONS



Dimensions in mm

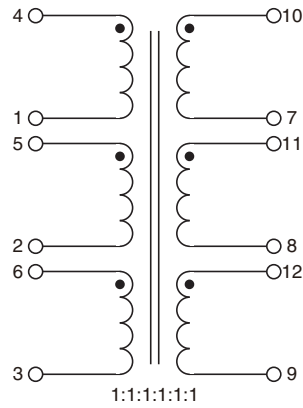
## RECOMMENDED LAND PATTERN



Suggested PCB layout

Dimensions in mm

## CIRCUIT DIAGRAM



• All specifications are subject to change without notice.

# PCA series PCA11/5ER Type

## ELECTRICAL CHARACTERISTICS

### CHARACTERISTICS SPECIFICATION TABLE

| Part No.          | Inductance<br>( $\mu\text{H}$ )<br>@10KHz,0.1Vrms |                      | Idc 1 <sup>*1</sup><br>(Amps)<br>Typ. |                      | Idc 2 <sup>*2</sup><br>(Amps)<br>Typ. |                      | DCR<br>( $\text{m}\Omega$ )<br>$\pm 15\%$ |                      | ET Constant<br>(V- $\mu\text{S}$ )<br>max. |                      | Leakage<br>Inductance<br>(nH)Typ. |
|-------------------|---|----------------------|---------------------------------------|----------------------|---------------------------------------|----------------------|---|----------------------|--|----------------------|-----------------------------------|
|                   | Parallel <sup>*3</sup>                            | Series <sup>*4</sup> | Parallel <sup>*3</sup>                | Series <sup>*4</sup> | Parallel <sup>*3</sup>                | Series <sup>*4</sup> | Parallel <sup>*3</sup>                    | Series <sup>*4</sup> | Parallel <sup>*3</sup>                     | Series <sup>*4</sup> | Single                            |
| PCA11/5ER-U01S002 | 193.0 $\pm 30\%$                                  | 6.9mH $\pm 30\%$     | 0.11                                  | 0.02                 | 2.6                                   | 0.44                 | 44.4                                      | 1607                 | 42.8                                       | 257                  | 183                               |
| PCA11/5ER-U02S002 | 85.8 $\pm 30\%$                                   | 3.1mH $\pm 30\%$     | 0.17                                  | 0.03                 | 4.2                                   | 0.70                 | 18.4                                      | 668                  | 28.6                                       | 171                  | 155                               |
| PCA11/5ER-U03S002 | 27.4 $\pm 20\%$                                   | 985 $\pm 20\%$       | 1.76                                  | 0.29                 | 2.6                                   | 0.44                 | 44.4                                      | 1607                 | 42.8                                       | 257                  | 183                               |
| PCA11/5ER-U04S002 | 12.2 $\pm 20\%$                                   | 438 $\pm 20\%$       | 2.60                                  | 0.43                 | 4.2                                   | 0.70                 | 18.4                                      | 668                  | 28.6                                       | 171                  | 155                               |
| PCA11/5ER-U05S002 | 14.7 $\pm 20\%$                                   | 529 $\pm 20\%$       | 3.74                                  | 0.62                 | 2.6                                   | 0.44                 | 44.4                                      | 1607                 | 42.8                                       | 257                  | 183                               |
| PCA11/5ER-U06S002 | 6.5 $\pm 20\%$                                    | 235 $\pm 20\%$       | 5.26                                  | 0.88                 | 4.2                                   | 0.70                 | 18.4                                      | 668                  | 28.6                                       | 171                  | 155                               |
| PCA11/5ER-U07S002 | 10.9 $\pm 20\%$                                   | 394 $\pm 20\%$       | 5.19                                  | 0.87                 | 2.6                                   | 0.44                 | 44.4                                      | 1607                 | 42.8                                       | 257                  | 183                               |
| PCA11/5ER-U08S002 | 4.9 $\pm 20\%$                                    | 175 $\pm 20\%$       | 7.50                                  | 1.25                 | 4.2                                   | 0.70                 | 18.4                                      | 668                  | 28.6                                       | 171                  | 155                               |
| PCA11/5ER-U09S002 | 8.5 $\pm 20\%$                                    | 306 $\pm 20\%$       | 6.57                                  | 1.10                 | 2.6                                   | 0.44                 | 44.4                                      | 1607                 | 42.8                                       | 257                  | 183                               |
| PCA11/5ER-U10S002 | 3.8 $\pm 20\%$                                    | 136 $\pm 20\%$       | 9.24                                  | 1.54                 | 4.2                                   | 0.70                 | 18.4                                      | 668                  | 28.6                                       | 171                  | 155                               |

Electrical Specifications @23°C

\*1 Idc 1 = Depend on inductance saturation. (30% below the initial value).

\*2 Idc 2 = Depend on self temperature rise. (Temperature increase of 40°C).

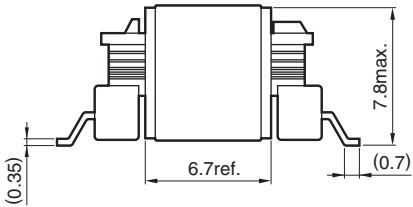
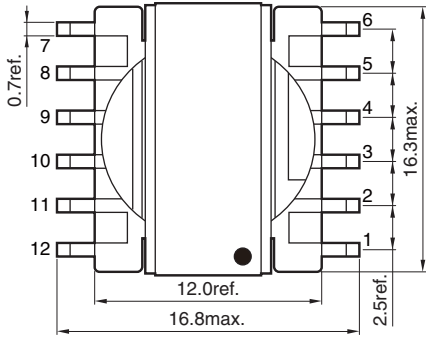
\*3 Parallel = 6 coils connected in parallel.

\*4 Series = 6 coils connected in series.

PCA series

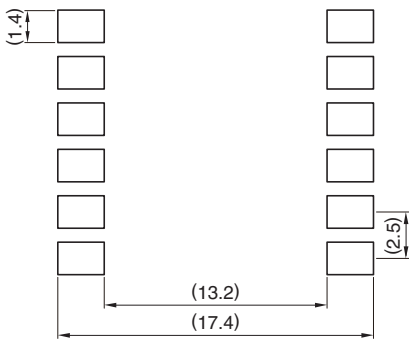
# PCA14.5/6ER Type

## SHAPE & DIMENSIONS



Dimensions in mm

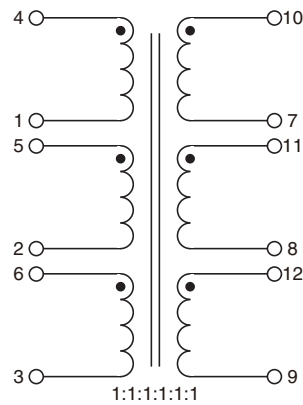
## RECOMMENDED LAND PATTERN



Suggested PCB layout

Dimensions in mm

## CIRCUIT DIAGRAM



• All specifications are subject to change without notice.

PCA series **PCA14.5/6ER Type**

## ■ ELECTRICAL CHARACTERISTICS

## □ CHARACTERISTICS SPECIFICATION TABLE

| Part No.            | Inductance<br>( $\mu\text{H}$ )<br>@10KHz,0.1Vrms |                      | Idc 1 <sup>*1</sup><br>(Amps)<br>Typ. |                      | Idc 2 <sup>*2</sup><br>(Amps)<br>Typ. |                      | DCR<br>( $\text{m}\Omega$ )<br>$\pm 15\%$ |                      | ET Constant<br>(V- $\mu\text{S}$ )<br>max. |                      | Leakage<br>Inductance<br>(nH)Typ. |
|---------------------|---|----------------------|---------------------------------------|----------------------|---------------------------------------|----------------------|---|----------------------|--|----------------------|-----------------------------------|
|                     | Parallel <sup>*3</sup>                            | Series <sup>*4</sup> | Parallel <sup>*3</sup>                | Series <sup>*4</sup> | Parallel <sup>*3</sup>                | Series <sup>*4</sup> | Parallel <sup>*3</sup>                    | Series <sup>*4</sup> | Parallel <sup>*3</sup>                     | Series <sup>*4</sup> | Single                            |
| PCA14.5/6ER-U01S002 | 160.0 $\pm 30\%$                                  | 5.8mH $\pm 30\%$     | 0.2                                   | 0.03                 | 5.9                                   | 0.98                 | 18.0                                      | 662                  | 53.0                                       | 317                  | 120                               |
| PCA14.5/6ER-U02S002 | 78.4 $\pm 30\%$                                   | 2.8mH $\pm 30\%$     | 0.3                                   | 0.04                 | 7.9                                   | 1.32                 | 9.8                                       | 356                  | 37.0                                       | 222                  | 103                               |
| PCA14.5/6ER-U03S002 | 21.6 $\pm 20\%$                                   | 778 $\pm 20\%$       | 3.1                                   | 0.52                 | 5.9                                   | 0.98                 | 18.0                                      | 662                  | 53.0                                       | 317                  | 120                               |
| PCA14.5/6ER-U04S002 | 10.6 $\pm 20\%$                                   | 381 $\pm 20\%$       | 4.8                                   | 0.80                 | 7.9                                   | 1.32                 | 9.8                                       | 356                  | 37.0                                       | 222                  | 103                               |
| PCA14.5/6ER-U05S002 | 11.6 $\pm 20\%$                                   | 418 $\pm 20\%$       | 6.5                                   | 1.08                 | 5.9                                   | 0.98                 | 18.0                                      | 662                  | 53.0                                       | 317                  | 120                               |
| PCA14.5/6ER-U06S002 | 5.7 $\pm 20\%$                                    | 205 $\pm 20\%$       | 8.8                                   | 1.46                 | 7.9                                   | 1.32                 | 9.8                                       | 356                  | 37.0                                       | 222                  | 103                               |
| PCA14.5/6ER-U07S002 | 8.3 $\pm 20\%$                                    | 299 $\pm 20\%$       | 9.6                                   | 1.60                 | 5.9                                   | 0.98                 | 18.0                                      | 662                  | 53.0                                       | 317                  | 120                               |
| PCA14.5/6ER-U08S002 | 4.1 $\pm 20\%$                                    | 146 $\pm 20\%$       | 14.3                                  | 2.38                 | 7.9                                   | 1.32                 | 9.8                                       | 356                  | 37.0                                       | 222                  | 103                               |
| PCA14.5/6ER-U09S002 | 6.6 $\pm 20\%$                                    | 238 $\pm 20\%$       | 12.5                                  | 2.08                 | 5.9                                   | 0.98                 | 18.0                                      | 662                  | 53.0                                       | 317                  | 120                               |
| PCA14.5/6ER-U10S002 | 3.2 $\pm 20\%$                                    | 116 $\pm 20\%$       | 17.5                                  | 2.92                 | 7.9                                   | 1.32                 | 9.8                                       | 356                  | 37.0                                       | 222                  | 103                               |

Electrical Specifications @23°C

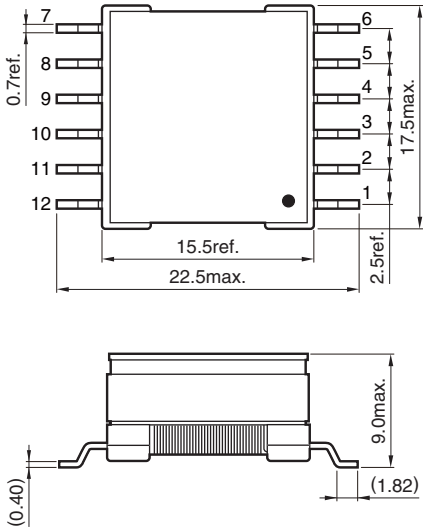
<sup>\*1</sup> Idc 1 = Depend on inductance saturation. (30% below the initial value).<sup>\*2</sup> Idc 2 = Depend on self temperature rise. (Temperature increase of 40°C).<sup>\*3</sup> Parallel = 6 coils connected in parallel.<sup>\*4</sup> Series = 6 coils connected in series.



PCA series

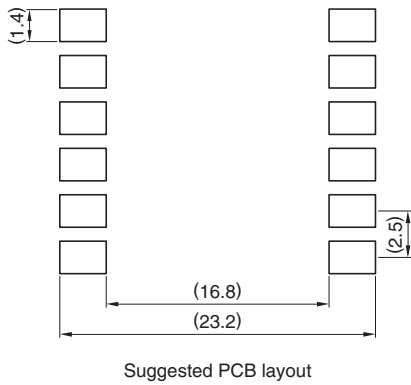
# PCA15EFD Type

## SHAPE & DIMENSIONS



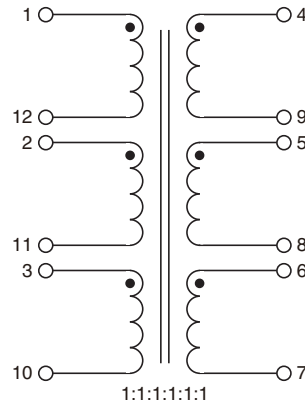
Dimensions in mm

## RECOMMENDED LAND PATTERN



Dimensions in mm

## CIRCUIT DIAGRAM



• All specifications are subject to change without notice.

# PCA series PCA15EFD Type

## ELECTRICAL CHARACTERISTICS

### CHARACTERISTICS SPECIFICATION TABLE

| Part No.         | Inductance<br>( $\mu\text{H}$ )<br>@10KHz,0.1Vrms |                  | Idc 1*1<br>(Amps)<br>Typ. |          | Idc 2*2<br>(Amps)<br>Typ. |          | DCR<br>( $\text{m}\Omega$ )<br>$\pm 15\%$ |          | ET Constant<br>( $\text{V}\cdot\mu\text{S}$ )<br>max. |          | Leakage<br>Inductance<br>(nH)Typ. |
|------------------|---|------------------|---------------------------|----------|---------------------------|----------|---|----------|---|----------|-----------------------------------|
|                  | Parallel*3  | Series*4         | Parallel*3                | Series*4 | Parallel*3                | Series*4 | Parallel*3                                | Series*4 | Parallel*3  | Series*4 | Single                            |
| PCA15EFD-U01S003 | 169.0 $\pm 30\%$                                  | 6.1mH $\pm 30\%$ | 0.1                       | 0.02     | 6.4                       | 1.07     | 12.9                                      | 466      | 47.4  | 284      | 117                               |
| PCA15EFD-U02S002 | 81.0 $\pm 30\%$                                   | 2.9mH $\pm 30\%$ | 0.2                       | 0.04     | 8.0                       | 1.34     | 8.9                                       | 323      | 32.8  | 197      | 98                                |
| PCA15EFD-U03S003 | 23.3 $\pm 20\%$                                   | 840 $\pm 20\%$   | 2.8                       | 0.46     | 6.4                       | 1.07     | 12.9                                      | 466      | 47.4  | 284      | 117                               |
| PCA15EFD-U04S002 | 11.2 $\pm 20\%$                                   | 402 $\pm 20\%$   | 3.8                       | 0.64     | 8.0                       | 1.34     | 8.9                                       | 323      | 32.8  | 197      | 98                                |
| PCA15EFD-U05S003 | 14.2 $\pm 20\%$                                   | 511 $\pm 20\%$   | 4.3                       | 0.72     | 6.4                       | 1.07     | 12.9                                      | 466      | 47.4  | 284      | 117                               |
| PCA15EFD-U06S002 | 6.8 $\pm 20\%$                                    | 245 $\pm 20\%$   | 7.1                       | 1.19     | 8.0                       | 1.34     | 8.9                                       | 323      | 32.8  | 197      | 98                                |
| PCA15EFD-U07S003 | 9.3 $\pm 20\%$                                    | 335 $\pm 20\%$   | 7.6                       | 1.27     | 6.4                       | 1.07     | 12.9                                      | 466      | 47.4  | 284      | 117                               |
| PCA15EFD-U08S002 | 4.5 $\pm 20\%$                                    | 160 $\pm 20\%$   | 11.3                      | 1.88     | 8.0                       | 1.34     | 8.9                                       | 323      | 32.8  | 197      | 98                                |
| PCA15EFD-U09S003 | 7.9 $\pm 20\%$                                    | 286 $\pm 20\%$   | 9.1                       | 1.51     | 6.4                       | 1.07     | 12.9                                      | 466      | 47.4  | 284      | 117                               |
| PCA15EFD-U10S002 | 3.8 $\pm 20\%$                                    | 137 $\pm 20\%$   | 13.4                      | 2.23     | 8.0                       | 1.34     | 8.9                                       | 323      | 32.8  | 197      | 98                                |

Electrical Specifications @23°C

\*1 Idc 1 = Depend on inductance saturation. (30% below the initial value).

\*2 Idc 2 = Depend on self temperature rise. (Temperature increase of 40°C).

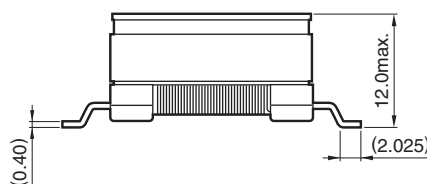
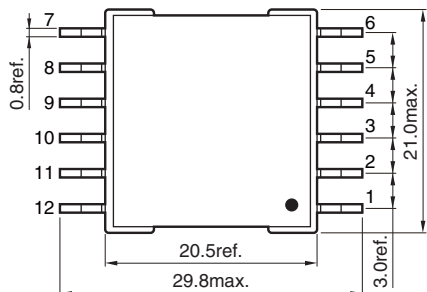
\*3 Parallel = 6 coils connected in parallel.

\*4 Series = 6 coils connected in series.

PCA series

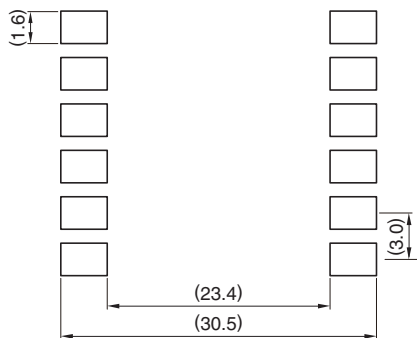
# PCA20EFD Type

## SHAPE & DIMENSIONS



Dimensions in mm

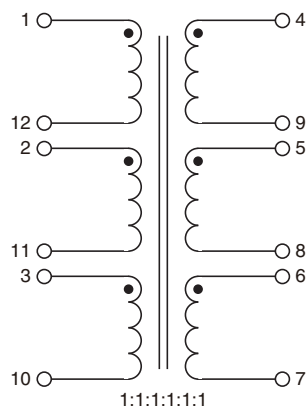
## RECOMMENDED LAND PATTERN



Suggested PCB layout

Dimensions in mm

## CIRCUIT DIAGRAM



• All specifications are subject to change without notice.

PCA series **PCA20EFD Type**

## ■ ELECTRICAL CHARACTERISTICS

## □ CHARACTERISTICS SPECIFICATION TABLE

| Part No.         | Inductance<br>( $\mu\text{H}$ )<br>@10KHz,0.1Vrms |                      | Idc 1 <sup>*1</sup><br>(Amps)<br>Typ. |                      | Idc 2 <sup>*2</sup><br>(Amps)<br>Typ. |                      | DCR<br>( $\text{m}\Omega$ )<br>$\pm 15\%$ |                      | ET Constant<br>(V- $\mu\text{S}$ )<br>max. |                      | Leakage<br>Inductance<br>(nH)Typ. |
|------------------|---|----------------------|---------------------------------------|----------------------|---------------------------------------|----------------------|---|----------------------|--|----------------------|-----------------------------------|
|                  | Parallel <sup>*3</sup>                            | Series <sup>*4</sup> | Parallel <sup>*3</sup>                | Series <sup>*4</sup> | Parallel <sup>*3</sup>                | Series <sup>*4</sup> | Parallel <sup>*3</sup>                    | Series <sup>*4</sup> | Parallel <sup>*3</sup>                     | Series <sup>*4</sup> | Single                            |
| PCA20EFD-U01S003 | 197.3 $\pm 30\%$                                  | 7.1mH $\pm 30\%$     | 0.2                                   | 0.03                 | 9.6                                   | 1.6                  | 7.9                                       | 285                  | 102  | 610                  | 160                               |
| PCA20EFD-U02S002 | 87.7 $\pm 30\%$                                   | 3.2mH $\pm 30\%$     | 0.3                                   | 0.06                 | 12.0                                  | 2.0                  | 5.2                                       | 188                  | 68   | 407                  | 109                               |
| PCA20EFD-U03S003 | 22.3 $\pm 20\%$                                   | 804 $\pm 20\%$       | 6.7                                   | 1.11                 | 9.6                                   | 1.6                  | 7.9                                       | 285                  | 102  | 610                  | 160                               |
| PCA20EFD-U04S002 | 9.9 $\pm 20\%$                                    | 357 $\pm 20\%$       | 8.6                                   | 1.43                 | 12.0                                  | 2.0                  | 5.2                                       | 188                  | 68   | 407                  | 109                               |
| PCA20EFD-U05S003 | 12.0 $\pm 20\%$                                   | 430 $\pm 20\%$       | 10.9                                  | 1.82                 | 9.6                                   | 1.6                  | 7.9                                       | 285                  | 102  | 610                  | 160                               |
| PCA20EFD-U06S002 | 5.3 $\pm 20\%$                                    | 191 $\pm 20\%$       | 16.1                                  | 2.68                 | 12.0                                  | 2.0                  | 5.2                                       | 188                  | 68   | 407                  | 109                               |
| PCA20EFD-U07S003 | 9.6 $\pm 20\%$                                    | 347 $\pm 20\%$       | 13.3                                  | 2.21                 | 9.6                                   | 1.6                  | 7.9                                       | 285                  | 102  | 610                  | 160                               |
| PCA20EFD-U08S002 | 4.3 $\pm 20\%$                                    | 154 $\pm 20\%$       | 20.5                                  | 3.42                 | 12.0                                  | 2.0                  | 5.2                                       | 188                  | 68   | 407                  | 109                               |
| PCA20EFD-U09S003 | 7.6 $\pm 20\%$                                    | 275 $\pm 20\%$       | 17.2                                  | 2.86                 | 9.6                                   | 1.6                  | 7.9                                       | 285                  | 102  | 610                  | 160                               |
| PCA20EFD-U10S002 | 3.4 $\pm 20\%$                                    | 122 $\pm 20\%$       | 26.2                                  | 4.36                 | 12.0                                  | 2.0                  | 5.2                                       | 188                  | 68   | 407                  | 109                               |

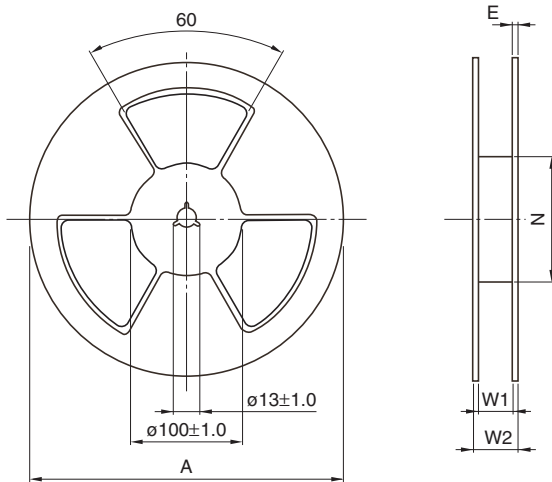
Electrical Specifications @23°C

<sup>\*1</sup> Idc 1 = Depend on inductance saturation. (30% below the initial value).<sup>\*2</sup> Idc 2 = Depend on self temperature rise. (Temperature increase of 40°C).<sup>\*3</sup> Parallel 6 coils connected in parallel.<sup>\*4</sup> Series 6 coils connected in series.

PCA series

# Packaging style

## REEL DIMENSIONS

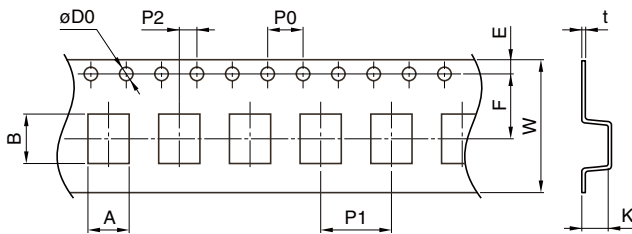


Dimensions in mm

| Type        | A    | W1   | W2   | N     | E |
|-------------|------|------|------|-------|---|
| PCA11/5ER   | ø330 | 24.5 | 28.5 | ø99.4 | 2 |
| PCA14.5/6ER | ø330 | 24.5 | 28.5 | ø99.4 | 2 |
| PCA15EFD    | ø330 | 44.5 | 48.5 | ø100  | 2 |
| PCA20EFD    | ø330 | 44.5 | 48.5 | ø100  | 2 |

\* These values are typical values.

## TAPE DIMENSIONS



Dimensions in mm

| Type        | A        | B        | øD0     | E        | F        | P0      | P1       | P2      | W        | K        | t         |
|-------------|----------|----------|---------|----------|----------|---------|----------|---------|----------|----------|-----------|
| PCA11/5ER   | 12.3±0.1 | 13.8±0.1 | 1.5±0.1 | 1.75±0.1 | 11.5±0.1 | 4.0±0.1 | 16.0±0.1 | 2.0±0.1 | 24.0±0.3 | 6.85±0.1 | 0.35±0.03 |
| PCA14.5/6ER | 15.3±0.1 | 17.0±0.1 | 1.5±0.1 | 1.75±0.1 | 11.5±0.1 | 4.0±0.1 | 24.0±0.1 | 2.0±0.1 | 24.0±0.3 | 7.4±0.2  | 0.50±0.05 |
| PCA15EFD    | 17.3±0.1 | 24.0±0.1 | 1.5±0.1 | 1.75±0.1 | 20.2±0.1 | 4.0±0.1 | 24.0±0.1 | 2.0±0.1 | 44.0±0.3 | 8.8±0.1  | 0.50±0.05 |
| PCA20EFD    | 21.4±0.1 | 31.0±0.1 | 1.5±0.1 | 1.75±0.1 | 20.2±0.1 | 4.0±0.1 | 28.0±0.1 | 2.0±0.1 | 44.0±0.3 | 11.1±0.1 | 0.50±0.05 |

• All specifications are subject to change without notice.