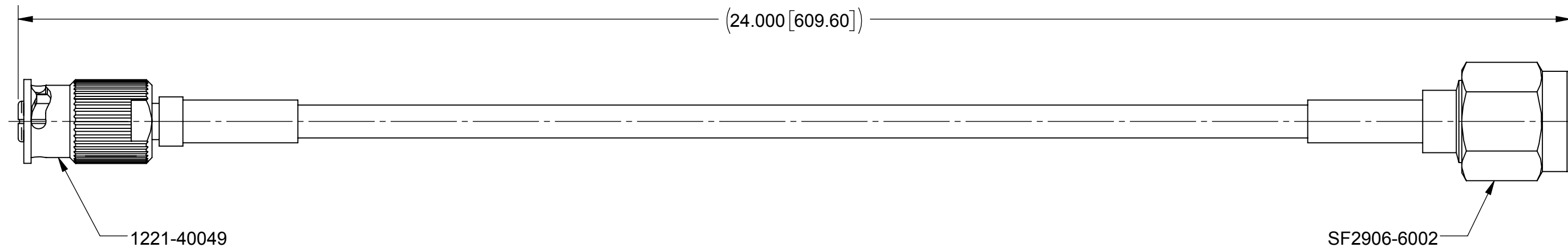


# PRODUCT DATA DRAWING

REVISION HISTORY			
REV	DESCRIPTION	DATE	APPROVED
-	DCN 46496	06/17	GPF



**MATERIAL:**

CONNECTORS: SMP QB® STRAIGHT FEMALE (1221-40049)  
SMA STRAIGHT MALE (SF2906-6002)


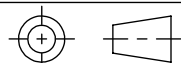
CABLE: T-FLEX 405 (200-70-139)

SHRINK TUBING: M23053/5

**PERFORMANCE:**

IMPEDANCE: 50 OHMS

FREQ. RANGE: DC TO 18.0 GHz

MATERIAL: SEE NOTES	DIMENSIONS ARE IN INCHES TOLERANCES: FRACTIONAL: ±1/64 ANGULAR: X° ±1°0' X°X' ±15'	UNLESS OTHERWISE SPECIFIED 1) ALL DIMENSIONS ARE IN INCHES (MILLIMETERS) 2) ALL DIMENSIONS ARE AFTER PLATING. 3) BREAK CORNERS & EDGES .005 R. MAX. 4) CHAM. 1ST & LAST THREADS. 5) SURFACE ROUGHNESS 63 MIL-STD-10. 6) DIA.'S ON COMMON CENTERS TO BE CONCENTRIC WITHIN .005 T.I.R. 7) REMOVE ALL BURRS	 2400 Centrepark West Drive, Suite 100 West Palm Beach, FL 33409 TITLE: SMP QB® FEMALE TO SMA MALE FOR .085 CABLE ASSEMBLY
FINISH: SEE NOTES	DECIMAL: X ±.030 .XX ±.010 .XXX ±.005	INTERPRET DIMENSIONS AND TOLERANCES PER ASME Y14.5M - 1994	
SURFACE AREA: N/A	THIRD ANGLE PROJECTION	DRAWN: VB 06/05/17	SIZE: B CAGE CODE: 95077 DWG. NO.: 7012-1300
PROPRIETARY THE INFORMATION CONTAINED IN THIS DRAWING IS THE SOLE PROPERTY OF SV MICROWAVE, INC. ANY REPRODUCTION IN PART OR AS A WHOLE WITHOUT THE WRITTEN PERMISSION OF SV MICROWAVE, INC IS PROHIBITED.		CHECKED: GPF 06/05/17	SCALE: 1:1
		APPROVED: GPF 06/05/17	SHEET 1 OF 1