


BB-SUP-KIT Breadboard Power Supply User Manual

GRAVITECH.US




Electronic Experimental solutions

Copyright © 2008 Gravitech
WWW.GRAVITECH.US

BB-SUP-KIT Breadboard Power Supply User Manual

The Board at a Glance



1. Output voltage
2. Supplies common ground
3. Input voltage (no polarity)
4. 2.1mm Input Power Connector

5. Alternative input voltage (no polarity)
6. Voltage regulator with heat sink
7. Power ON LED
8. ON/OFF Switch

To assembly the kit, please read Assembly Instruction.

BB-SUP-KIT Breadboard Power Supply User Manual

Description

This BB-SUP-KIT is a power supply kit for the solderless breadboard. It takes power from the 2.1mm DC wall adapter or any DC voltage supply. There are four options for the output voltage 5V 1A, 5V 1.5A, 3.3V 0.5A, or 3.3V 1.0A.

Respectively, it is based on L7805ABV, L7805CV, UA78M33CKCSE3, or NTE1904 voltage regulator IC. It is designed so the user can easily use inexpensive wall adapter to power up electronic circuitry on the breadboard.

This board features innovations that set it apart from other voltage regulator boards. Innovations feature like dual input voltage sources (2.1mm power jack is primary source, both sources can be hooked up at the same time), heat sink on the voltage regulator (better heat transfer), power ON LED indicator and ON/OFF switch. After assembly, you can plug the BB-SUP-KIT directly on to the breadboard. The board is small and compact in size 1.96 x 1.50 inches.

The kit comes with all of the parts and is easy to assemble. Please check Parts List document for more detail. There is a beginning experience with soldering iron required. Please see Assembly Instruction for more detail.

Features

- Low cost
- Flexible output voltage and current (5V 1A, 5V 1.5A, 3.3V 0.5A, or 3.3V 1.0A.)
- Short circuit protection

- Over temperature shut down
- ON/OFF switch
- Power ON LED indicator
- Dual input voltage sources
- Automatic Convert Input Voltage Polarity
- Decoupling supply voltage
- Breadboard friendly
- High quality double sided PCB

Applications

- Power supply for your favorite electronic projects.
- Voltage regulator.
- Adapter for Wall adapter (wall wart) to breadboard.
- And much more...

Interfaces

- **Input Voltage:** can be any voltage from 7-24 volt (check for specific device datasheet). Input voltage can be connected via 2.1 mm connector (primary) OR "J2" terminal (secondary). Both inputs can be connected simultaneously. Voltage can be in any polarity, the board is automatically converts it to the correct polarity.
- **Output Voltage:** are connected to the breadboard directly via four header pins. Notice the "+" indicate the positive output and "-" indicate the ground. The output voltage level is based on your option.

BB-SUP-KIT Breadboard Power Supply User Manual

Accessories

All of the accessories are available for purchase via our website. If you don't see the item you need, please contact our sales department at

sales@gravitech.us

- 9V WALL-650
Input: 100-240Vac 50/60Hz
Output: 9VDC 650mA
2.1mm positive center super slim wall adapter.





- TERM-BLK-2
2 Position terminal block (use on J2 position)
5.08mm 16-26AWG 300V 10A



Specifications

Circuit Board Size	1.96" x 1.50"
Input Voltage	7-24VDC
Maximum Output Current	0.5A, 1.0A or 1.5A



BB-SUP-KIT Breadboard Power Supply User Manual

Notes

Contact Us

We maintain a website where you can get information on our products, obtain literature and download support files. Visit us online at:

WWW.GRAVITECH.US

Use our online Forum or e-mail your technical support questions to support@gravitech.us. We try to respond to your questions the same day.

For sales questions or to place and order, direct your e-mails to sales@gravitech.us. Refer to our website for product pricing, shipping rates, payment instructions, and for other info we need to complete your order.

Disclaimer: Gravitech reserves the right to modify its products or literature, or to discontinue any product at any time without prior notice. The customer is responsible for determining the suitability of any device for any application developed using Gravitech components.

Copyright © 2008 Gravitech
WWW.GRAVITECH.US