



Quick Start Guide

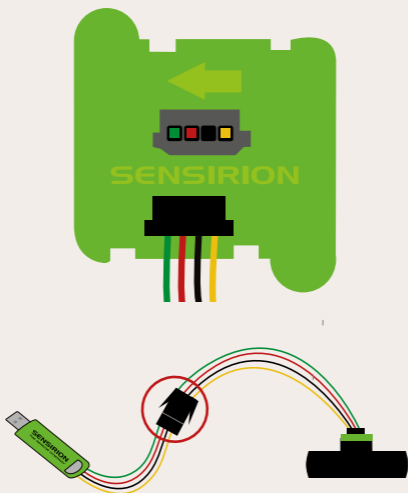
EK-F3x

SENSIRION
THE SENSOR COMPANY

Quick Start Guide EK-F3x

- 1** **Install software** after download from:
www.sensirion.com/USB-viewer

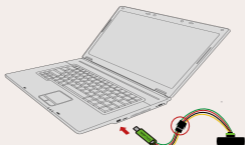
- 2** **Connect sensor**
via adapter cable with the USB-adapter



3

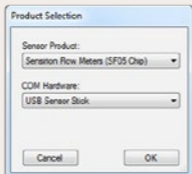
Connect USB-adapter to PC

start program (Sensirion AG; USB RS485 Sensor Viewer)



4

Select «Sensirion Flow Meters (SF05 Chip)» and press «OK»



5

Press «Run» to start the program



Thank you for your interest in our digital mass flow meters of the SFM3000 series.

For more information, please visit www.sensirion.com/sfm3000 or contact our technical customer support team:

SENSIRION AG

Laubisruetistrasse 50

8712 Staefa

Switzerland

Phone + 41 44 306 40 00

Fax + 41 44 306 40 30

info@sensirion.com

www.sensirion.com