

Features

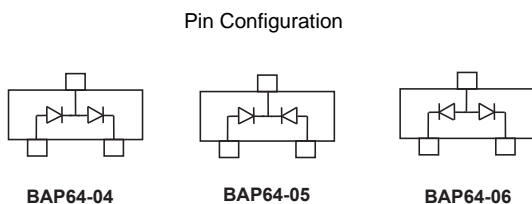
- Lead Free Finish/RoHS Compliant ("P" Suffix Designates RoHS Compliant. See Ordering Information)
- Epoxy Meets UL 94 V-0 Flammability Rating
- Moisture Sensitivity Level 1
- Low Diode Capacitance
- Low Diode Forward Resistance

Maximum Ratings

- Operating Junction Temperature Range: -65°C to +150°C
- Storage Temperature Range: -65°C to +150°C
- Thermal Resistance: 500°C/W Junction to Ambient

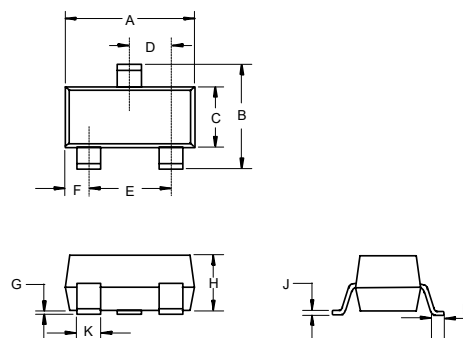
Parameter	Symbol	Limits	Unit
Continuous Reverse Voltage	V_R	175	V
Forward Current	I_F	100	mA
Power Dissipation($T_A=90^\circ\text{C}$)	P_D	250	mW

MCC Part Number	Device Marking
BAP64-04	4K
BAP64-05	5K
BAP64-06	6K



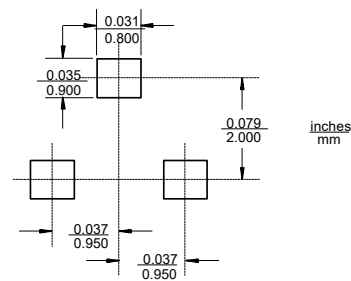
General Purpose Pin Diodes 250mW

SOT-23



DIM	INCHES		MM		NOTE
	MIN	MAX	MIN	MAX	
A	0.110	0.120	2.80	3.04	
B	0.083	0.104	2.10	2.64	
C	0.047	0.055	1.20	1.40	
D	0.034	0.041	0.85	1.05	
E	0.067	0.083	1.70	2.10	
F	0.018	0.024	0.45	0.60	
G	0.0004	0.006	0.01	0.15	
H	0.035	0.043	0.90	1.10	
J	0.003	0.007	0.08	0.18	
K	0.012	0.020	0.30	0.51	
L	0.007	0.020	0.20	0.50	

Suggested Solder Pad Layout



Electrical Characteristics @ 25°C Unless Otherwise Specified

Parameter	Symbol	Min.	Typ	Max.	Conditions
Reverse Voltage Leakage Current	I_R			10 μ A 1.0 μ A	$V_R=175V$ $V_R=20V$
Forward Voltage	V_F			1.1V	$I_F=50mA$
Diode Capacitance	C_{d1}		0.52pF		$V_R=0V, f=1MHz$
	C_{d2}		0.37pF	0.5pF	$V_R=1V, f=1MHz$
	C_{d3}		0.23pF	0.35pF	$V_R=20V, f=1MHz$
Diode Forward Resistance	R_{D1}		20 Ω	40 Ω	$I_F=0.5mA, f=100MHz$
	R_{D2}		10 Ω	20 Ω	$I_F=1.0mA, f=100MHz$
	R_{D3}		2.0 Ω	3.8 Ω	$I_F=10mA, f=100MHz$
	R_{D4}		0.7 Ω	1.35 Ω	$I_F=100mA, f=100MHz$
Charge carrier life time	T_L		1.55 μ S		When switched from $I_F=10mA$ to $I_R=6mA$; $R_L=100\Omega$; measured at $I_R=3mA$
Series inductance	L_S		1.4nH		$I_F=100mA, f=100MHz$

Curve Characteristics

Fig. 1 - Forward Characteristics

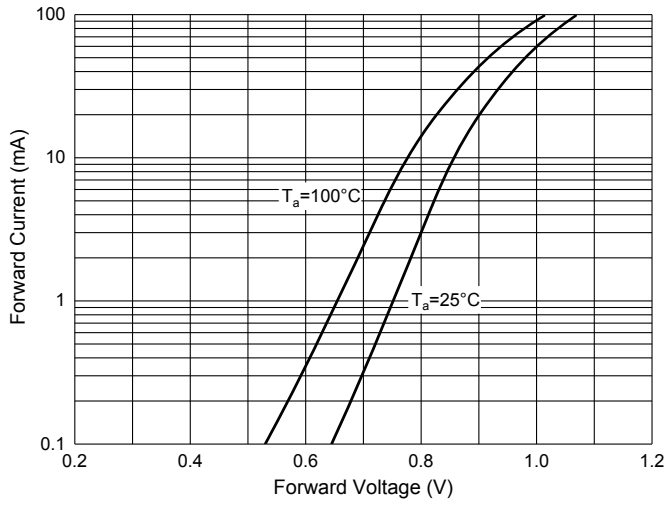


Fig. 2 - Reverse Characteristics

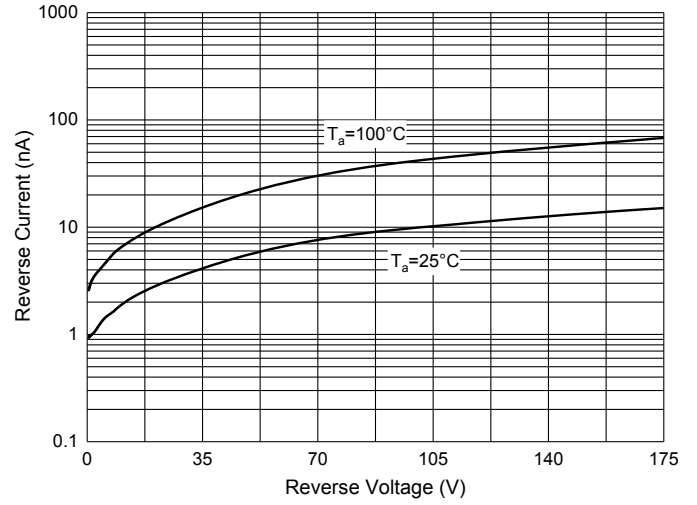


Fig. 3 - Capacitance Characteristics

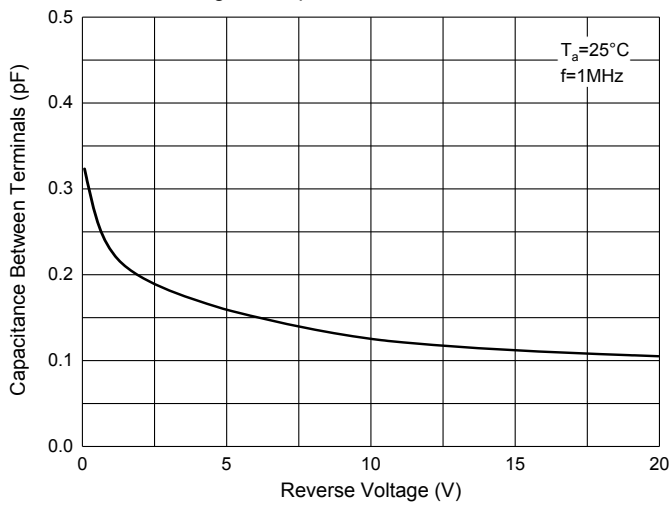
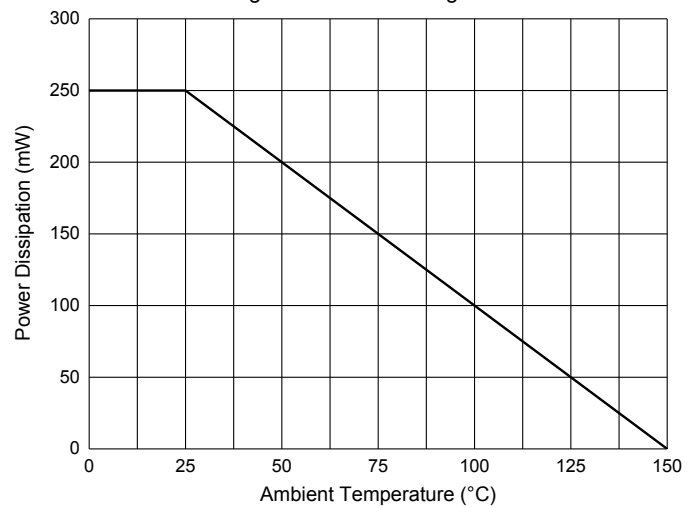


Fig. 4 - Power Derating Curve



Ordering Information

Device	Packing
Part Number-TP	Tape&Reel: 3Kpcs/Reel

*****IMPORTANT NOTICE*****

Micro Commercial Components Corp. reserves the right to make changes without further notice to any product herein to make corrections, modifications , enhancements , improvements , or other changes . **Micro Commercial Components Corp** . does not assume any liability arising out of the application or use of any product described herein; neither does it convey any license under its patent rights ,nor the rights of others . The user of products in such applications shall assume all risks of such use and will agree to hold **Micro Commercial Components Corp** . and all the companies whose products are represented on our website, harmless against all damages.

*****LIFE SUPPORT*****

MCC's products are not authorized for use as critical components in life support devices or systems without the express written approval of Micro Commercial Components Corporation.

*****CUSTOMER AWARENESS*****

Counterfeiting of semiconductor parts is a growing problem in the industry. Micro Commercial Components (MCC) is taking strong measures to protect ourselves and our customers from the proliferation of counterfeit parts. MCC strongly encourages customers to purchase MCC parts either directly from MCC or from Authorized MCC Distributors who are listed by country on our web page cited below. Products customers buy either from MCC directly or from Authorized MCC Distributors are genuine parts, have full traceability, meet MCC's quality standards for handling and storage. **MCC will not provide any warranty coverage or other assistance for parts bought from Unauthorized Sources.** MCC is committed to combat this global problem and encourage our customers to do their part in stopping this practice by buying direct or from authorized distributors.