



Smart Technology. Delivered.

**PAL902010**

## Circular Polarity RFID Panel Antenna



Patent Pending  
PAL902010



HDMNT  
Heavy Duty Mount

### 902-928 MHz 9.5 dBic CIRCULAR POLARITY PANEL

The Laird PAL902010 antenna is a circular polarized panel antenna that provides reception and transmission of signals in the 902-928 MHz frequency band. Laird's industry-renowned design methodology achieves maximum efficiency and performance across the entire frequency band.

Both VSWR and efficiency are excellent and allow the user to achieve the maximum performance for an antenna of this type. The antenna is housed in a heavy duty radome enclosure that can be directly wall mounted. An optional articulating mount allows either wall or mast mounting. The antenna is offered with an integrated fixed connector.

### FEATURES

- Low profile enables installation flexibility.
- High gain ensures maximum performance.
- Extremely low VSWR delivers maximum radiation.
- IP67 enclosure ensures rugged reliability.

### APPLICATIONS

- Warehouse / Distribution Center
- Airports & Hospitals
- Transit Terminals
- Package / Material Handling Conveyers

### SPECIFICATIONS

Model	PAL902010-FNF
Frequency Bands, MHz	902-928
Peak Gain, dBic (Avg)	9.5
Peak Gain, dBic (Max)	9.6
VSWR, Avg	<1.3:1
Nominal Impedance	50Ω
Polarization	Left Hand Circular
Phi = 0° Co-Polar Beamwidth	60°
Phi = 90° Co-Polar Beamwidth	62°
Front-to-Back Ratio	16.9 dB
Axial Ratio, Typ	1.3:1 dB
Max Power (Ambient 25°C)	50 Watts
Antenna Dimension (LxWxH)	304.8 x 304.8 x 33.5 mm (12" x 12" x 1.32")
Weight	1.1 kg (2.4 lbs)
Antenna Color	White
Radome	ABS, UV Stable, UL-94-HB Material
Wind Operational	160 km/h (100 mph)
Wind Survival	219 km/h (136 mph)
Operating Temperature	-40°C to +70°C
Storage Temperature	-40°C to +85°C
Ingression Protection	IP67
Material Substance Compliance	RoHS

### ORDERING GUIDE

PART NUMBER	CABLE LENGTH	CONNECTOR
PAL902010-FNF	N/A	Fixed N-Female

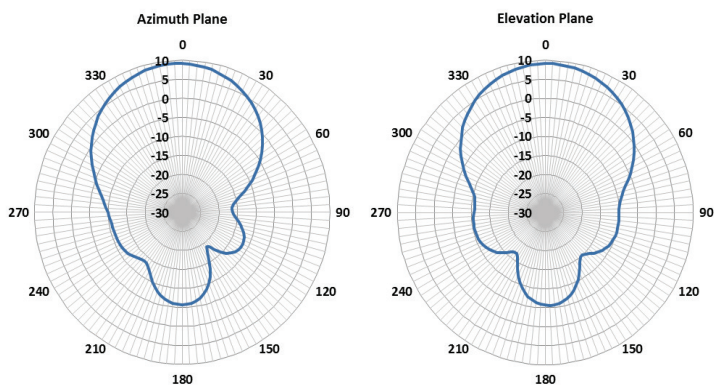
### ALTERNATE MOUNTING KITS

PART NUMBER	TYPE	MATERIAL
HDMNT	Articulating	Die Cast

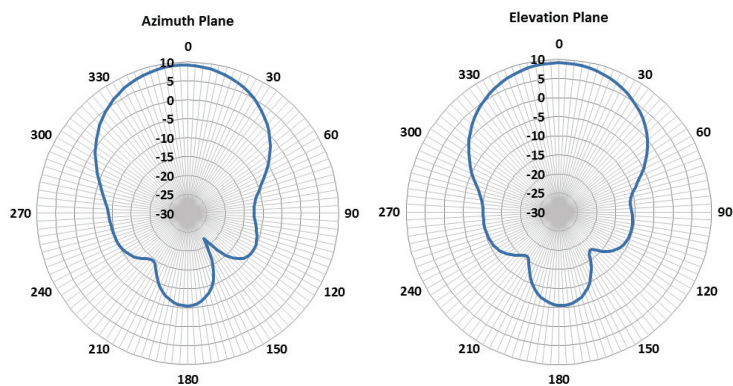
Americas: +1.847.839.6925  
IAS-AmericasSales@lairdtech.com  
Europe: +44.1628.858941  
IAS-EUSales@lairdtech.com  
Asia: IAS-AsiaSales@lairdtech.com  
Middle East and Africa: +44.1628.858941  
IAS-MEASales@lairdtech.com  
[www.lairdtech.com](http://www.lairdtech.com)

## RADIATION PATTERNS

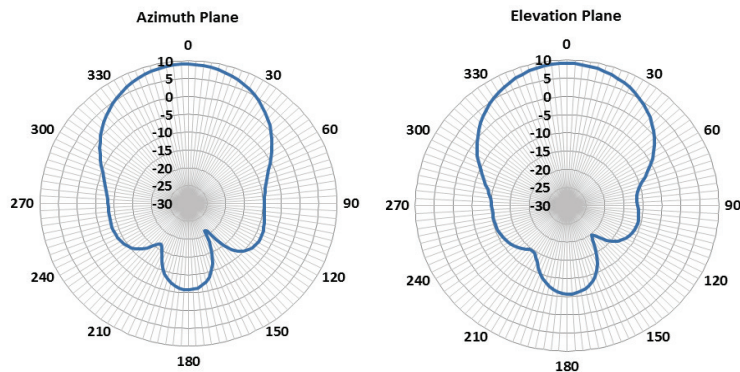
**902 MHz**



**915 MHz**



**928 MHz**



Laird warrants to the original end user customer of its products that its products are free from defects in material and workmanship. Subject to conditions and limitations Laird will, at its option, either repair or replace any part of its products that prove defective by reason of improper workmanship or materials. This limited warranty is in force for the useful lifetime of the original end product into which the Laird product is installed. Useful lifetime of the original end product may vary but is not to exceed five (5) years from the original date of the end product purchase.



**ANT-DS-PAL902010 0217**

Any information furnished by Laird Inc. and its agents is believed to be accurate and reliable. All specifications are subject to change without notice. Responsibility for the use and application of Laird materials rests with the end user, since Laird and its agents cannot be aware of all potential uses. Laird makes no warranties as to the fitness, merchantability or suitability of any Laird materials or products for any specific or general uses. Laird shall not be liable for incidental or consequential damages of any kind. All Laird products are sold pursuant to the Laird Terms and Conditions of sale in effect from time to time, a copy of which will be furnished upon request. © Copyright 2017 Laird Inc. All Rights Reserved. Laird, Laird Technologies, the Laird Logo, and other marks are trade marks or registered trade marks of Laird Inc. or an affiliate company thereof. Other product or service names may be the property of third parties. Nothing herein provides a license under any Laird or any third party intellectual property rights.