TR15RA SERIES

15W SWITCHING ADAPTER

Features

* Universal Input Range 90~264VAC
* Meets EN55022 Class “B”
* Continuous Short Circuit Protection
* Interchangeable AC Plugs
* Over Voltage Protection
* Meet CEC & ErP Level V
  (Output Cable Length≦1800mm)

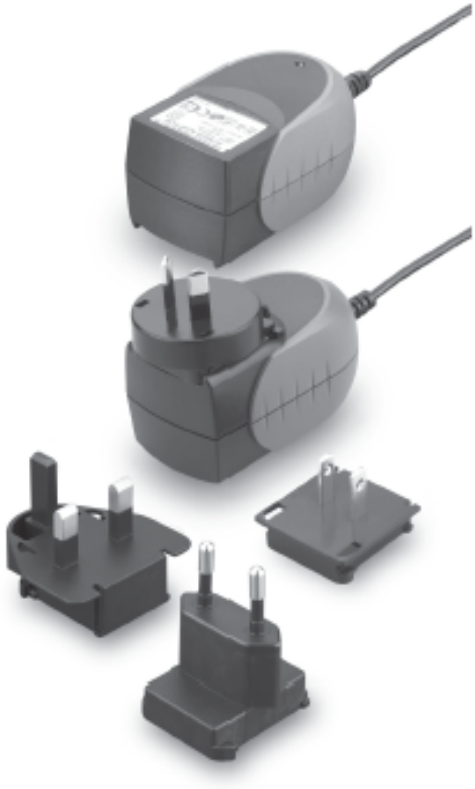

Ordering information

TR15RAXXX -	XX	E	XX -	XX -BK
Model No.	DC Plug Type		DC Cable Length and Type	Color of Overmold Case
			01: 720mm	BE: Blue
			02: 1220mm	GY: Gray
			03: 1800mm	RD: Red
			11: 720mm with Ferrite Core	PE: Purple
			12: 1220mm with Ferrite Core	OR: Orange
			13: 1800mm with Ferrite Core	
			* 18AWG / UL1185	

MODEL	OUTPUT VOLTAGE	OUTPUT CURRENT	RIPPLE & NOISE NOTE 1	VOLTAGE ACCURACY NOTE 2	LINE REGULATION NOTE 3	LOAD REGULATION NOTE 4	% EFF. (Typ.) NOTE 5
TR15RA050	5V	2.0A	1%	±3%	±1%	±4%	70%
TR15RA060	6V	1.7A	1%	±2%	±1%	±3%	74%
TR15RA090	9V	1.4A	1%	±2%	±1%	±2%	76%
TR15RA120	12V	1.1A	1%	±2%	±1%	±2%	79%
TR15RA150	15V	1.0A	1%	±2%	±1%	±2%	79%
TR15RA180	18V	830mA	1%	±2%	±1%	±2%	79%
TR15RA240	24V	625mA	1%	±2%	±1%	±2%	80%

Specifications are subject to change without notice.

Specifications

INPUT SPECIFICATIONS:

Voltage ..... 90~264Vac
Frequency ..... 47 to 63Hz
Inrush Current ..... 50A max. @240Vac
Leakage Current ..... 0.25mA max.

OUTPUT SPECIFICATIONS:

Hold-up Time ..... 10ms typ. @115Vac
Short Circuit Protection ..... Continuous(Auto Recovery)
Over Voltage Protection ..... TVS Component to Clamp
Temperature Coefficient ..... ±0.05% / ℃

GENERAL SPECIFICATIONS:

Isolation ..... Input to output = 4,242VDC
Operating Temperature ..... 0 ~ 60℃(see derating curve)
Storage Temperature ..... -20~85℃
Humidity ..... 93% RH max. Non condensing
Cooling ..... Natural Convection
Switching Frequency ..... 80KHz Typical
MTBF ..... MIL-HDBK-217F, GB, at 25℃/115VAC ..... 200K hrs min.
Altitude 2000m
Dimensions 3.173x1.885x1.705Inches (80.60x47.90x43.30mm)
Weight ..... 150g(0.33 Pounds)

SAFETY AND EMC:

Emission and Immunity ..... EN55022 Class B, EN61000-6-3
EN61000-3-2, EN61000-3-3, EN55024, EN61204-3 , EN61000-6-1
Safety ..... IEC60950-1, EN60950-1 , UL60950-1

TR15RA Series Derating Curve

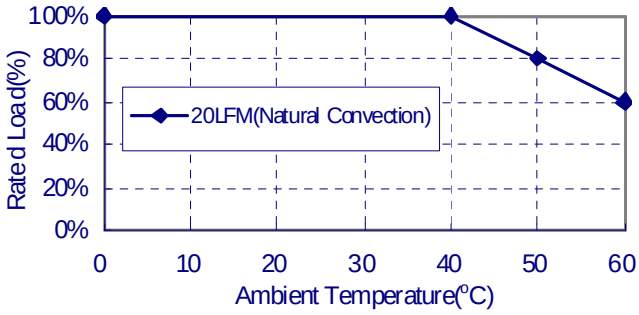

NOTE:

1. Add a 0.1uF ceramic capacitor and a 10uF E.L. capacitor to output for Ripple & Noise measuring @20MHz BW.
2. Voltage setpoint at 60% full load.
3. Line regulation measured from 100Vac to 240Vac, full load.
4. Load regulation measured from 60% to full load and from 60% to 20% load (60% +/- 40% load).
5. Typical efficiency at 230VAC and full load at 25℃
6. "Various TR Series adapters are PSE certified. PSE certification alone is not sufficient for importation into Japan. A valid PSE mark must contain the name of the importer as shown in the example below. If PSE mark is required, the name of the registered importer must be supplied to Cincon on order placement. Product labels will not contain PSE mark if importer name is not supplied. Consult factory or local represent tative for details".



Mechanical Specification

All Dimensions are in inches(mm)
Tolerance:Inches:X.XXX±0.02
Millimeters:X.XX±0.5

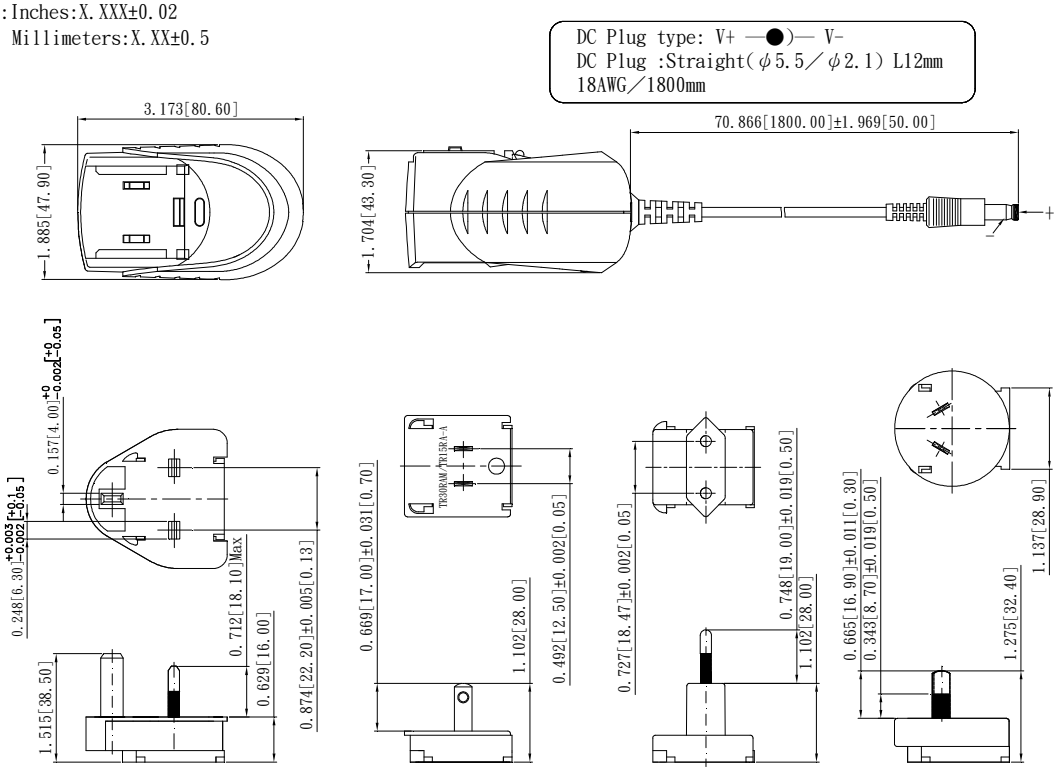

Typical at 25°C, nominal line and 75% load, unless otherwise Specified